

Statewide Facilities Strategy 2018-2025



This report has been prepared by:

ROSS Planning Pty Ltd
ABN 32 508 029 959
Upper Floor, 63 Bay Terrace
Wynnum QLD 4178

PO Box 5660
Manly QLD 4179

Telephone: (07) 3901 0730
Fax: (07) 3893 0593

Version control:

Version	Date	Document	Author	Reviewer	Recipient
1	25.07.18	Draft	Dion Collins	Scott Walker	Ryan Fett
2	14.08.18	Final draft	Dion Collins	Scott Walker	Ryan Fett
3	31.08.18	Final	Dion Collins	Scott Walker	Ryan Fett

© 2018 ROSS Planning Pty Ltd

This document may only be used for the purpose for which it was commissioned and in accordance with the terms of engagement for the commission. Unauthorised use of this document in any form whatsoever is prohibited.






Table of contents

Executive summary	1
Background	3
Introduction and purpose	3
Approach	3
Delivery of netball in Queensland	4
Understanding facility demand	5
State-wide participation	5
Facility hierarchy	7
Facility demand	12
Local government analysis	17
Implementation plan	163
Appendices	165





Executive summary

The Netball Queensland Statewide Facilities Strategy provides all stakeholders in the netball community with a clear direction for future facility planning and development. It provides an analysis of existing provision and demand, projects future need and highlights key facility gaps and opportunities.

The Strategy provides a snapshot of facility requirements in order to ensure a hierarchy of facilities across the State with the capacity to host all levels of netball. Importantly, there is no expectation for every association to be looking to develop high-level facilities in order to host events. The focus for associations will continue to be providing local players with a quality range of netball products at an attractive venue.

One of the key considerations identified in the Strategy has been the vast differences in the manner in which netball is delivered by individual associations. For example, some associations conduct fixtures on Saturdays while others prefer mid-week fixtures. Some associations are heavily burdened hosting club training, others host little activity outside fixtures and representative training. Additionally, the range of association memberships - from 40 to 3,855 - also highlights the difference in netball product delivery. It is common for sports facility demand to be determined using either a population standards model (e.g. 1 court per 10,000 residents in a catchment) or a participation and capacity model (e.g. 1 court per 150 players). Whilst these 'mathematical-type' approaches can be useful when planning new facilities in greenfield sites, they are not an accurate approach for planning for existing facilities as they do not necessarily reflect the popularity of a sport in a particular location given historical preferences (quite simply netball is more popular in some locations than others), quality of facilities provided and quality of coaching and programs provided. As a result, the Strategy has included direct engagement and inspection with almost every Association across the State to ensure a thorough understanding of individual demand.

Given that funding facility development will inevitably fall upon local associations, councils and the Queensland State Government, it has been essential that the Strategy represents realistic and achievable outcomes. To meet expectations of netball demand generated by key areas of population growth, three or four new associations have been proposed - Pimpama, Springfield and potentially Townsville West. Depending on opportunities for relocating Logan City, a new facility in the Browns Plains/Park Ridge area may either be a relocation (of Logan City) or a new association. A total of eight association relocations have also been prioritised in the Plan. These relocations reflect instances where facilities are no longer fit-for-purpose and cannot feasibly be re-developed (e.g. Brisbane Netball Association), facilities are too small to meet demand (e.g. Coolum Netball Association) and/or a more appropriate facility has already been identified or developed in the catchment (e.g. Hervey Bay Netball Association). Actions relating to association relocations and new association development are included in the adjoining table.

The Statewide Facilities Strategy has been supported by the Queensland State Government further highlighting the importance of a coordinated approach to facility planning, prioritisation and, ultimate, development.



State-wide implementation			
Action	Priority	Lead	NQ's role
<p>Liaise closely with key stakeholders from identified associations where potential relocations have been identified.</p> <ul style="list-style-type: none"> <input type="checkbox"/> Brisbane <input type="checkbox"/> Coolum <input type="checkbox"/> Gympie <input type="checkbox"/> Hervey Bay <input type="checkbox"/> Logan City <input type="checkbox"/> Tablelands <input type="checkbox"/> Tully 	High	NQ Identified associations	Strategic direction
<p>Prepare a list of potential new associations and include promotion and establishment processes in relevant staff work programs.</p> <ul style="list-style-type: none"> <input type="checkbox"/> Browns Plains/Park Ridge (depending on potential relocation of Logan City) <input type="checkbox"/> Caloundra South (long-term) <input type="checkbox"/> Pimpama <input type="checkbox"/> Springfield <input type="checkbox"/> Townsville West 	High	NQ New association committees Councils	Provider Strategic direction Partner
<p>Where new associations are forecast, liaise closely with relevant council officers to ensure suitable locations, tenure and management arrangements are investigated</p>	High	NQ New association committees Councils	Strategic direction Partner



Background

Introduction and purpose

Netball Queensland (NQ) has identified that the development of quality netball facilities across Queensland is critically important to the long-term sustainability and growth of the game. For this reason, in late 2017, ROSS Planning was engaged to prepare a Statewide Facility Strategy. The Strategy will ensure Netball Queensland can provide evidence-based and informed leadership regarding the future development of facilities. This includes providing high quality advice to Government to optimise return on investment, community benefits and the delivery of whole-of-sport outcomes. Importantly, Netball Australia's National Facilities Policy (and Technical Manual) (2015) should continue to be the go-to document for more technical considerations such as court construction techniques, line marking and lighting design.

This long-term strategy for facilities will assist both the sport and government make decisions regarding the priority of potential facility developments considering:

- compliance with national standards to ensure safe environments for participants and officials
- current usage levels of available courts (and understanding capacity)
- population growth and new community developments.

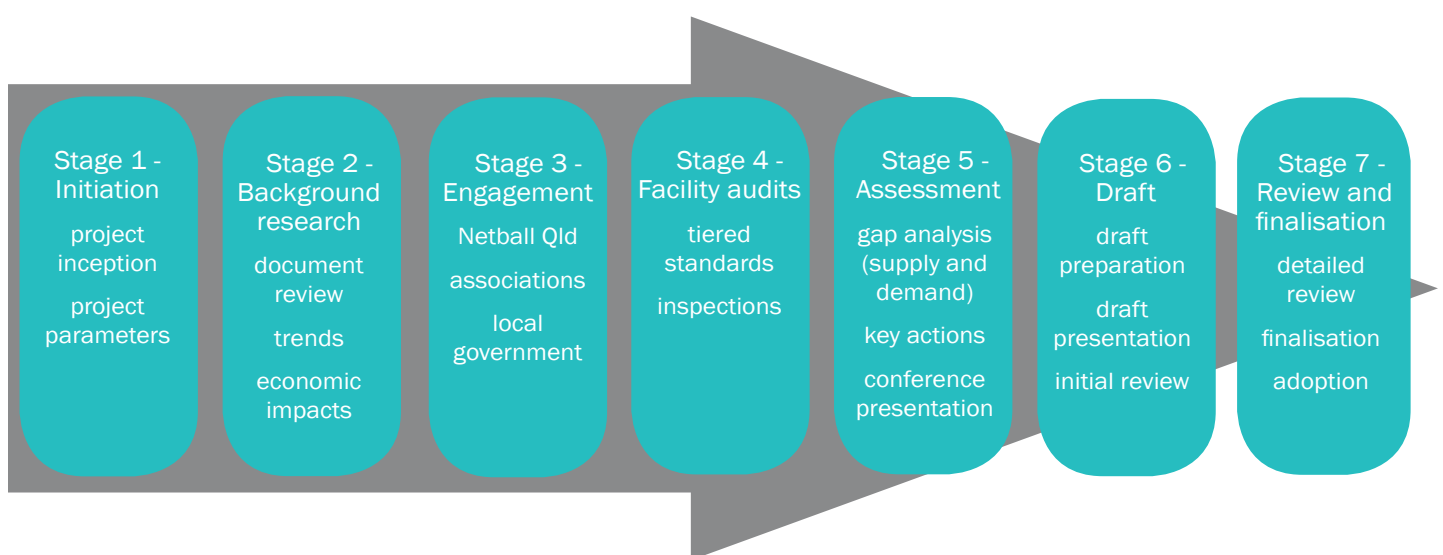
It is important to note, that the vast majority of netball associations are based at council-managed facilities. As such, development of the Strategy has included close consultation with council officers and the document has been presented by council area.

Ultimately, the Strategy will assist Netball Queensland and the member associations to continue to deliver a quality product by addressing facility requirements and aligning with the organisation's 2019 ambition:

Netball Queensland is structured, capable and resourced to optimise the access, popularity and commercialisation of netball across Queensland

Approach

The methodology used in the development of this Strategy has been broken down into seven stages. The figure below shows the sequential development of the project. In reality, a number of stages were undertaken concurrently. The information gathered and generated throughout this process provides the various outputs required to produce a robust quality Strategy.



Delivery of netball in Queensland

There are two key pathways for netball participation in Queensland - association-based system and school-based system. Additionally, a number of associations conduct a social netball program. Demand for this form of netball has been included within the individual association analyses. Finally, indoor netball is undertaken at many indoor sports centres across the State. This specialised form of netball is governed by the Indoor Netball Federation of Queensland and has not been considered in this Strategy.

Association-based delivery

The association-based system provides a netball competition structure for more than 58,000 registered players/participants. For the vast majority of associations, participation is based on a traditional 'club-based' model. However, unlike many sports, clubs converge on a central association facility to compete in weekly fixtures (unlike a 'home-and-away' approach undertaken in sports such as the various football codes and cricket). In many instances, clubs also train at the association venue (whilst others train at a smaller club facility or local school). It is the association facilities that are the focus of this Strategy.

Clear representative pathways exist for both junior and senior players in the association-based system through competitions such as the State Age Championships, Queensland Premier League and the Queensland State Netball League (to be replaced after 2018 by the Sapphire Series). Facility requirements for these carnivals are detailed in the following section.

School-based delivery

Netball continues to be a popular sport in both the public and private school systems. Participants have the opportunity to represent their schools at regular weekly inter-school fixtures, at associations, and at Netball Queensland-managed carnivals - the Primary Schools Cup and Vicki Wilson Cup (for secondary schools).

From a representative perspective, opportunity exists for female students aged 10 to 19 years to represent school sport districts, regions and potentially Queensland.

School netball training and matches are undertaken at both individual schools (where facilities exist) and at association facilities.

A move away from grass courts

For many years, grass was a preferred court surface for young netballers. There was a belief that grass would be a more forgiving surface than hard courts on young growing bodies given the (assumed) reduced impacts on ankles and knees. More recently, there has been a shift in direction and Netball Australia now outlines a preference for all netball training and matches to be conducted on hard courts. It is recognised that grass courts become particularly slippery when wet, are often uneven and are difficult to maintain given the intensity of use across the winter sporting season (when turf growth is limited). Additionally, the unpredictability of climatic conditions further supports the use of hard courts.

Netball Queensland has aligned with this approach and, as such, the Strategy is focused on the provision of hard courts. Where grass courts are currently used by associations this has been included in the analysis. Particular emphasis has been provided on the conversion of grass courts to hard courts where existing and future demand for additional court space has been identified.





Understanding facility demand

State-wide participation

In 2017, there were 78 associations operating under the Netball Queensland 'banner'. Additional participation in Netball Queensland programs includes registration in standalone NetSetGO centres and in competitions conducted at the State Netball Centre. Considered together, Netball Queensland was the peak body for 58,301 players and 3,399 non-playing members in 2017.

It is recognised that formal participation in netball is far greater than this with a number of associations (and universities) conducting social netball competitions (with players not necessarily registered with Netball Queensland). Additionally, there are many school students playing weekly school competitions that are not members of affiliated associations.

The Australian Sports Commission's AusPlay survey results for 2017 indicates that more than 47,000 children and 113,000 adults were involved in organised netball in Queensland. Interestingly, the Netball Queensland 2017 membership data showed more than 44,000 junior and NetSetGO participants (very near to the AusPlay figure of 47,000). By comparison, Netball Queensland had slightly less than 14,000 senior registered players - almost 100,000 players less than reported by AusPlay for adult organised participation. While there will be some cross-overs in the datasets making direct comparison difficult (e.g. 15 year old players are considered juniors in the Netball Queensland registration but would be included as adults in the AusPlay survey), there are clearly large numbers of adults playing in social netball competitions (that are not registered with Netball Queensland). From a facility planning perspective, it is important that the demand for social netball (at least those competitions conducted at association venues and at the current State Netball Centre) is included in the analysis (where possible).



Participation trends

Between 2015 and 2017, participation in Netball Queensland-affiliated competitions increased from 50,754 to 58,301 (an increase of nearly 15%). In terms of raw numbers (rather than proportions) the largest participation increases achieved between 2015 and 2017 are listed below:

<input type="checkbox"/> Hinterland District Netball Association	926
<input type="checkbox"/> Caboolture Netball Association	823
<input type="checkbox"/> Qld Catholic Netball Association	508
<input type="checkbox"/> Coolum District Netball Association	477
<input type="checkbox"/> Northern Gold Coast Netball Association	432
<input type="checkbox"/> Pine Rivers Netball Association	403.

There is some potential that these significant increases reflect a change in the registration process undertaken between 2015 and 2017

Additionally, 592 players were registered through the State Netball Centre competition in 2017 but not registered in 2015 (or 2016). It is important to recognise that population projections alone are not necessarily the key determinant of a strong growing association. While significant population increases have been achieved in areas such as the Northern Gold Coast, marked population changes have not been observed in Caboolture, Coolum (and surrounds) and Pine Rivers. In these instances, factors such as quality facilities, programs and competitions may be leading to participation increases.

The largest registration decreases are attributed to:

<input type="checkbox"/> Laidley & Districts Netball Association	-238 (after 2016, only representative players were registered with NQ)
<input type="checkbox"/> Logan City Netball Association	-184
<input type="checkbox"/> Gympie & Districts Netball Association	-143
<input type="checkbox"/> Gladstone Netball Association	-128.

Clearly, meeting the needs of fast-growing associations and understanding whether facility issues may have attributed to losses in decreasing associations is a key component of the Strategy.

Looking forward

Netball Queensland has committed to a strategic planning approach that includes future considerations across three horizons - Delivery Horizon (12 month operational plans), Strategic Horizon (3 year strategic plans) and Transformation Horizon (Horizon 3 Project). These horizons have been embedded across the organisation and clearly instilled at association-level through presentations at conferences and workshops. Importantly, Netball Queensland is not resting on its laurels - it is looking to meet the potential 'threat' of football (soccer), cricket and AFL head-on. Organisation-wide planning and development initiatives (including the Statewide Facilities Strategy) can combine with forward-thinking associations to continue to drive growth in the sport of netball. Where significant population increases (particularly for children and young adults) are also forecast, more marked participation increases may be achieved.

Whilst most sports facility planning approaches simply look at state-wide participation rates and then apply this as a blanket approach across all areas (councils and associations), this Strategy presents participation rates for each council (where a netball association currently exists) and uses this figure as one tool to project future netball participation. With council-wide netball participation rates ranging from less than 1% to more than 6%, this tailored approach to forecasting appears a far more accurate and reliable method.

With participation increases achieved between 2015 and 2017 and the 2017-2019 Strategic Plan including 'attracting, nurturing and retaining participants' as one of the strategic focus areas for Netball Queensland, there can be confidence that continuing growth in the sport will be achieved. Clearly, quality facilities are required to foster and cater for this projected growth (and hence the importance of this Strategy).



Facility hierarchy

A tiered approach to facility hierarchy has been developed to assist Netball Queensland, councils and associations in determining current and future facility requirements. Importantly, it would be nonsensical to allocate one tier for local (association) level facilities given that some Associations have more than 3,000 players whilst many others have less than 300.

Similarly, it would be simpler to allocate a facility tier type to player numbers (e.g. an association with 1,200 players requires at least 10 hard courts). However, this approach is not reflective of the manner in which associations run their operations. For instance:

- many associations choose not to conduct any competition on the weekend (so as not to compete with other sports) preferring to have fixtures mid week. Clearly, an association looking to hold all matches in a 4-hour window on a Tuesday afternoon/evening will require a higher ratio of courts per player than an association spreading matches across 8 or 9 hours on a Saturday
- there are also associations that have moved NetSetGO activities to an alternate day to limit court requirements (whilst others are committed to all competitions being played on the same day to reduce impacts on families and volunteers)
- finally, there are associations that view the provision of 'spare' courts to allow teams to warm-up before matches as a key court provision consideration.

Importantly, none of these approaches are necessarily 'right or wrong'. It is what the association is offering as best-fit for that individual netball community. Regardless, the provision of facility tiers (and ancillary inclusions) can be used as an indicative guide for facility development decision-makers.

Tier 1 - National/International Facility

A facility capable of hosting the highest level matches (e.g. Suncorp Super Netball and international matches) that meet requirements of Netball Australia and the International Netball Federation.

These indoor facilities require a single court providing the highest standard sprung timber flooring, high quality lighting (minimum 1,500 lux) suitable for televised matches, changerooms and medical facilities for teams, officials' rooms, significant seating, amenities, food and beverage outlets, suitable car parking and public transport alternatives to cater for the popularity of these matches. In Queensland, Firebirds matches (Suncorp Super Netball) regularly attract more than 4,000 spectators whilst international matches involving Australia can sell out even the largest venues (crowds of up to 10,000). Significant corporate and media facilities will also be required at the highest level venues of this nature.

National/International facility		
Facility requirements	Facility functions	Examples
<ul style="list-style-type: none"> <input type="checkbox"/> single court with sprung timber floor <input type="checkbox"/> minimum 1,500 lux lighting suitable for televising matches <input type="checkbox"/> large changerooms with separate medical rooms for each team <input type="checkbox"/> officials rooms <input type="checkbox"/> minimum of 2,000 spectator seats <input type="checkbox"/> amenities and food and beverage outlets to cater for crowds of this nature <input type="checkbox"/> car parking and public transport alternatives <input type="checkbox"/> corporate and media facility requirements 	<ul style="list-style-type: none"> <input type="checkbox"/> Suncorp Super Netball fixtures <input type="checkbox"/> International matches 	<ul style="list-style-type: none"> <input type="checkbox"/> Brisbane Entertainment Centre <input type="checkbox"/> Brisbane Convention and Exhibition Centre <input type="checkbox"/> USC Stadium <input type="checkbox"/> Queensland State Netball Centre (due for completion in early 2019)



Queensland State Netball Centre

An initiative funded by the Queensland Government, Federal Government and Netball Queensland, construction of the \$44.65m Queensland State Netball Centre commenced in 2017 with completion set for early 2019. The venue will remain Government-owned (through Stadiums Queensland) with Netball Queensland assuming operational management under the terms of a Management Agreement. Once complete the facility will include:

- Show court with 5,000 seat capacity (2,000 permanent seats and 3,000 retractable seats)
- Necessary lighting, acoustics and infrastructure to allow for broadcast capabilities
- 7 community netball courts
- Range of community changerooms, elite changerooms and umpire changerooms
- First aid rooms
- Doping control/testing room
- Hydration room
- Gymnasium
- Sports science/sports medicine clinic
- Athlete/staff lounge
- Study and resource centre
- VIP suites
- Green room
- Public amenities to cater for 5,000 capacity
- Parents' room
- Café
- Food and beverage outlets
- Central management office
- Multipurpose/match day operations room
- External plaza space for hosting of activations
- Netball Queensland administrative offices
- Boardroom
- Meeting rooms
- Media room
- Undercroft carpark.

The Queensland State Netball Centre will support delivery of all levels of netball from community to high performance both on and off the court. It will also host regular non-netball content aimed at promoting an engaging community facility that delivers commercially viable outcomes.



Tier 2 has been split into two facility types - facilities capable of hosting regular high-level fixtures for Sapphire Series (replacing Queensland State Netball League), Australian Netball League and Queensland Premier League and facilities capable of hosting large state-level carnivals.

Tier 2a - State fixtures facility

A facility capable of hosting regular high-level matches (e.g. Sapphire Series and Queensland Premier League).

These indoor facilities require at least four courts providing the highest standard sprung timber flooring; high quality lighting (1,500 lux on the show court suitable for televised or live streamed matches and 500 lux on supporting courts); changerooms and medical facilities for teams; officials rooms; and significant seating, amenities, food and beverage outlets, car parking and public transport alternatives to cater for up to 1,000 spectators (with permanent or retractable seating).

State fixtures facility		
Facility requirements	Facility functions	Examples
<ul style="list-style-type: none"> <input type="checkbox"/> minimum of 4 courts with sprung timber floors* <input type="checkbox"/> minimum 1,500 lux lighting suitable for televising (or streaming) matches for the feature court and 500 lux for remaining courts <input type="checkbox"/> large changerooms with separate medical rooms for each team <input type="checkbox"/> officials' rooms <input type="checkbox"/> minimum of 500 spectator seats <input type="checkbox"/> amenities and food outlets <input type="checkbox"/> car parking to cater for 500 	<ul style="list-style-type: none"> <input type="checkbox"/> Sapphire Series matches <input type="checkbox"/> Queensland Premier League matches <input type="checkbox"/> Australian Netball League <input type="checkbox"/> National Underage Championships <input type="checkbox"/> High performance programs 	<ul style="list-style-type: none"> <input type="checkbox"/> Queensland State Netball Centre (due for completion in early 2019) <input type="checkbox"/> Gold Coast Sports and Leisure Centre <input type="checkbox"/> Mackay Multi-sports Stadium

*Some of these matches can actually be conducted at quality single-court facilities (e.g. Australia Netball League, Sapphire Series)

Tier 2b - State carnival facility

An outdoor facility capable of hosting large state carnivals (e.g. State Age Championships, Primary Schools Cup).

These facilities require a minimum of twenty quality hard courts, lighting for all courts (minimum 100 lux), amenities (and space for temporary amenities), officials' rooms, grass area for player 'tent city', sponsor activation area, food and beverage providers and very large parking areas (and/or access to shuttle bus arrangements).

Additionally, the host location and surrounds must have accommodation for at least 5,000 visitors, have access to suitable hire equipment (e.g. port-a-loos and tents for 'tent city') and have appropriate arrangements for waste management (e.g. toilet and rubbish services).

State carnival facility		
Facility requirements	Facility functions	Examples
<ul style="list-style-type: none"> <input type="checkbox"/> minimum of 20 hard courts <input type="checkbox"/> minimum 100 lux lighting on all courts (with preference for 200 lux) <input type="checkbox"/> amenities (and temporary amenities) to cater for large crowds across multiple days <input type="checkbox"/> officials' rooms <input type="checkbox"/> sponsor activation area (minimum 3,000m²) <input type="checkbox"/> food and beverage providers <input type="checkbox"/> grass area for 'tent city' (minimum 8,000m²) <input type="checkbox"/> very large car parks (minimum of 2,000 spaces (including sealed, on-street and overflow) and/or shuttle bus arrangements) 	<ul style="list-style-type: none"> <input type="checkbox"/> State Age Championships <input type="checkbox"/> Primary Schools Cup <p>Importantly, the primary function of facilities of this nature will be as an association venue (Tier 3). Any opportunity to develop a Tier 3 facility as a Tier 2b should primarily be driven by association-level demand not solely a desire to attract state carnivals</p>	<ul style="list-style-type: none"> <input type="checkbox"/> Bundaberg Netball Association <input type="checkbox"/> Ipswich Netball Association <input type="checkbox"/> Pine Rivers Netball Association <input type="checkbox"/> Sunshine Coast Netball Association <input type="checkbox"/> Townsville Netball Association

Tier 3 - Association facility

An outdoor facility hosting regular association competitions (and association-conducted carnivals).

It is not possible to allocate a minimum number of hard courts for this tier. Some associations are small enough that they can operate well on single court facilities, while other very large associations require more than 20 hard courts. Regardless, the number of hard courts should reflect the association's preferred operating model and provide opportunities for potential growth. Hard courts should be in good condition free from raised cracks and undulations, should have appropriate run-offs and, in the vast majority of cases, should be lit to a minimum 100 lux.

Tier 3 facilities also require suitable amenities to meet user requirements. The largest proportion of players, spectators and officials at association fixtures are females. Thus, careful planning for female toilets is required. As an indicative guide, this Strategy recommends at least one female pedestal for each hard court and one male pedestal for every ten courts. Male urinals can also be provided if gender-specific amenities are to be provided. However, construction of individual unisex toilets is a preferred outcome. Small areas for players to get changed should also be provided along with one or two shower cubicles. The provision of traditional changerooms is not supported.

Additional areas are required for officials (change area and toilets) and for first aid. The majority of associations also require a canteen and club facility (incorporating administration area, match day operations area, meeting space and storage). Additional storage is also required for bulky items such as post pads, balls, shade tents and facility maintenance equipment.

Suitable car parking is also required. Whilst each fixture may generate demand for approximately 20 car parks, it is important to recognise that the two teams playing on a court (for example in Round 1) will still be playing when the next two teams arrive to play Round 2 fixtures on that court (e.g. there will be demand for at least 40 car parks per court at that time). Additionally, while many players will leave soon after their match has been completed, others will stay across multiple rounds as they may be umpiring or volunteering in later rounds. This again, will further impact demand for car parking. During carnivals, demand for car parking is even further exacerbated. For carnivals, most players arrive well before their first match and will stay until the end of each carnival day. Thus, for carnivals car parking demand may be 2-4 times greater than for regular weekly fixtures. Provision of suitable car parking appears to be a major impediment for many associations. As a general guide, this Strategy recommends preferred car parking arrangements as 30 formalised spaces (may be on- or off-road parking) per hard court with additional areas available for overflow parking.

Given their importance to the delivery of netball across the State (and with the State Netball Centre nearing completion), this Strategy has largely focussed on Tier 3 facility considerations.

Association facility		
Facility requirements	Facility functions	Examples
<ul style="list-style-type: none"> <input type="checkbox"/> hard courts without raised cracks or undulations <input type="checkbox"/> minimum 100 lux lighting on all courts <input type="checkbox"/> preference for one female pedestal for each court and one male pedestal for every ten courts <input type="checkbox"/> change space and shower cubicle (maximum of 2) <input type="checkbox"/> officials' room <input type="checkbox"/> first aid room <input type="checkbox"/> canteen <input type="checkbox"/> administration area <input type="checkbox"/> match day operations area <input type="checkbox"/> meeting space <input type="checkbox"/> storage <input type="checkbox"/> car parking (preference for 30 spaces per court (between sealed, on-street and overflow areas)) 	<ul style="list-style-type: none"> <input type="checkbox"/> Weekly association fixtures and irregular carnivals <input type="checkbox"/> Potential for regular school fixtures <input type="checkbox"/> Club, school and representative training <p>A small number of large Tier 3 facilities may also function as Tier 2b facilities and host state carnivals.</p>	<p>There are 78 associations spread across the State. Facilities range from single court venues to large venues with more than 20 hard courts</p>

Tier 4 - Club facility

Whilst many clubs undertake training at the local association facility (tier 3), there are clubs that conduct training at alternate venues. This is particularly common in more regional and remote areas where clubs may be some distance from the association venue and in larger cities where clubs may be quite large and there simply may not be available court space at the association venue to cope with training requirements.

Club facilities need not be elaborate. School hard courts are often used for club training outside school hours. As long as appropriate access to toilets is provided, this is an ideal use of these courts. Some clubs have access to court space at multi-sport venues. While it is preferable for courts at club facilities to be lit (to provide suitable court time after school and after business hours), there is little demand for any additional facilities outside toilets, storage and limited car parking (as most juniors will be dropped off-picked up at training rather than parents and carers staying to spectate).

While club facilities should be basic, the hard courts should have a suitable surface free of raised cracks and large undulations and should be lit to a minimum of 100 lux. Here again, it is difficult to identify how many courts will be required at a club facility - some clubs are as small as one or two teams whilst others have more than 30 teams, some clubs conduct training once each week while others train multiple times, some clubs conduct training on one afternoon/evening whilst others spread across a number of nights. Preferred club training arrangements will dictate the number of courts required.

Association facility		
Facility requirements	Facility functions	Examples
<ul style="list-style-type: none"> <input type="checkbox"/> hard courts without raised cracks or undulations <input type="checkbox"/> minimum 100 lux lighting on all courts <input type="checkbox"/> minimum one female pedestal for each court and one male pedestal <input type="checkbox"/> storage <input type="checkbox"/> small car park with clear drop off-pick up area 	<ul style="list-style-type: none"> <input type="checkbox"/> Club training 	<ul style="list-style-type: none"> <input type="checkbox"/> Clem Jones Centre, Brisbane <input type="checkbox"/> South Pine Sports Complex <input type="checkbox"/> Pizzey Park, Gold Coast <input type="checkbox"/> Corcoran Park, Townsville <input type="checkbox"/> Many schools across the State



Facility demand

Methods of assessment

As previously noted, it is common for sports facility demand to be determined using either a population standards model (e.g. 1 court per 10,000 residents in a catchment) or a participation and capacity model (e.g. 1 court per 150 players). Whilst these 'mathematical-type' approaches can be useful when planning new facilities in greenfield sites, they are not an accurate approach for planning for existing facilities as they do not necessarily reflect the popularity of a sport in a particular location given historical preferences (quite simply netball is more popular in some locations than others), quality of facilities provided and quality of coaching and programs provided.

The consultation undertaken in this Strategy has also identified vast differences in the delivery models undertaken by individual associations. As noted earlier, some associations conduct fixtures on Saturdays while others prefer mid-week fixtures. Some associations are heavily burdened hosting club training, others host little activity outside fixtures and representative training.

The development of this Strategy has involved inspection of almost every association facility combined with consultation with representatives from each association. Additionally, council officers for each council where a least one association is based have also been consulted. As a result, the facility demand assessments in the Strategy recognise and reflect the individual nuances of each association and each council (rather than rely upon standards and capacity modelling). Additionally, to ensure a more tailored approach to facility demand considerations, council-specific population projections and netball participation rates (at council-level) have been used as an indicative yardstick for future netball participation in conjunction with engagement outcomes with associations and council officers. Council-wide population data has been taken from the 2016 Census (ABS). For accuracy, 2016 player registrations have been used for participation analysis (so that the year of population mirrors the year of player data). However, in the individual association analyses, 2017 player registrations have been used as they reflect the most recent complete set of data.

As a point of reference only, council-wide court to population standards and association player to court provision rates have been presented in the appendix.



Over-arching facility demand considerations

Survey results

A facility survey was distributed to every association as further evidence to back-up discussions undertaken with each association. 50 surveys were completed (approximately 65% of associations. Non-respondents were sent reminders on four occasions). While this response rate is not ideal, survey results are supported by interviews with every association.

Membership expectations

- It is exciting to see that 70% of respondents note expectations of membership increases across the next 3 years. Key reasons for these predictions include:
 - increased targeted promotion
 - expanding program delivery (e.g. mens and mixed, mid-week fixtures)
 - local population increases
 - planned facility upgrades.

Facility suitability

Respondents were asked to rate the *suitability* of a range of facilities at their venues.

- The vast majority (75%) indicate that the current *number of courts* meet existing demand
- The *quality of courts* is an issue for almost half of the respondents
- Facilities such as *lighting, storage, canteen, clubhouse and car parking* all received suitability ratings of 60% or above
- Spectator facilities* were clearly not considered suitable. 72% of respondents noted them as not suitable or that the association had none
- Toilets and changerooms* were also not highly regarded with 46% of respondents noting they were unsuitable or that the association had none
- Court run-offs* are not appropriate at more than half of the associations that responded to the survey. A number of respondents noted that courts were being built to meet run-off expectations as they were being upgraded and re-built whilst older courts had limited run-offs.

Facility improvements

Respondents listed their top 3 facility improvements. The findings below represent these top 3 priorities being combined. The 8 most frequent responses were:

- hard court re-surface/upgrade 48%
- spectator seating and shade 42%
- provision of toilets/toilet upgrade 38%
- provision of lighting/lighting upgrade 30%
- increase number of hard courts 24%
- additional storage 22%
- clubhouse construction/upgrade 16%
- canteen construction/upgrade 14%.

As an indication of survey validity, these facility priorities reflect those facilities identified as suitable/unsuitable from an earlier question in the survey.

Hosting carnivals

- 62% of respondents indicated that they had previously conducted carnivals of some type
- 7 associations indicated that they had previously conducted large Netball Queensland carnivals (e.g. State Age Championships and Queensland Cup)

Discussing facility development

Respondents were asked to indicate whether they had discussed facility development opportunities with their landlords (e.g. councils or schools). A number of respondents included comment as to whether this was a positive or negative experience.

- in a positive sign for facility development, 88% of respondents had undertaken discussions with their landlords (predominantly councils)
- of these discussions, more than 50% noted a positive outcome, whilst 16% indicated a more negative experience.



Observations from inspections and interviews

As a sign that most associations are well 'in-tune' with their facilities, the outcomes of facility inspections largely reflect the findings identified by the associations through the surveys and direct engagement.

Courts in poor condition

Inspections highlighted the large number of hard courts across the State suffering from both superficial and structural cracks that are widening and rising, undulations, areas of subsidence and low spots (bird baths). Whilst the majority of impacted courts are older, it is particularly concerning that there are a number of courts that were only quite recently upgraded that are already showing signs of failure. As noted in the implementation plan, there is scope for Netball Queensland to take a more active lead (alongside associations and councils) with regard to appropriate upgrade processes and preferred contractors.

It is also important that associations consider the importance of establishing sinking funds to assist with court upgrades. This can allow for change before court conditions become so poor that courts become inoperable.



Inappropriate run-offs

Netball Australia's National Facilities Policy includes the International Netball Federation guidelines for court measurements and run-offs. Run-off expectations are 3.05m obstacle-free at the ends of courts and along the edges of courts and 3.65m obstacle-free between adjoining courts.

While the majority of new and recently upgraded courts have been constructed to meet these guidelines, the vast majority of older courts are not up to standard. Indeed, in many instances, there may be a need to decrease the number of courts if suitable run-offs are to be achieved.

Interestingly, compliance with these run-off guidelines appear not to be 'enforced' by Netball Australia and Netball Queensland - with high level fixtures and carnivals even conducted on non-compliant courts. Netball Australia is currently reviewing run-off expectations for both indoor and outdoor netball and the potential need to make these expectations enforceable. Regardless, all court upgrades and new courts constructed in Queensland should at least meet these run-offs. In fact, in order to provide a quality product for spectators, this Strategy recommends wider spaces between courts and designated spectator zones.



Re-thinking toilets, changerooms and showers



Inspections verified survey results regarding a lack of toilets (particularly for females) at many venues. The Strategy recommends a desired provision standard of at least one female pedestal per court and at least one male pedestal for every ten courts. Additionally, there may be scope to provide unisex toilet cubicles (where more pedestals can be developed in a smaller area) rather than the traditional male and female facilities.

Upgrading and/or converting existing toilet layouts and constructing new facilities will be a key goal for a number of associations.

Discussions with associations highlights that there is very limited demand for 'traditional' changerooms. In field sports, it is recognised that two changerooms (one for each team) are expected for each field where senior fixtures are played. These changerooms include bench seating, showers, massage facilities and whiteboards. However, this approach does not work for netball associations¹. If there are 30 or 40 teams on court each round, how would an association choose who got to use the changerooms. Additionally, with such small breaks between quarters, no-one would have time to run back to the changerooms and 'talk tactics' anyway.

Preference is for small change spaces to be developed. Further, to accommodate the occasional person who may need to go straight to work or a function directly after training or competition, one or two shower cubicles may be provided. Interestingly, many of the associations that currently have showers note that they tend to be used as overflow storage areas given that they are so rarely used.

One final note on changerooms and showers - if players started having showers after fixtures so that they felt comfortable and fresh enough to stay on and watch additional rounds this is going to further exacerbate the parking issues highlighted in a following section of the Strategy. Every car that does not leave soon after their training or fixture creates an even larger backlog of people from later rounds or training times driving around looking for parks. This is not considered something that will further enhance the quality of the netball product.

¹ It is recognised that changerooms are required at the highest levels of netball

Where is the venue? Where is my court?



Very few associations have directional signage from the adjoining street network. This is a particular issue given a number of Associations are 'tucked away' in residential areas. Many councils provide directional signage to key destinations (using existing street signs) once they are alerted to the need.

Also, there are very few venues that have a large prominent sign clearly showing the court layout. Larger associations attract hundreds of new families each year and many host annual carnivals. It can be somewhat daunting to find a particular court when you may have just spent time searching for a car park, then arrive to a busy venue with games in action.

Supporting spectators

Many association facilities are simply large venues with hard surface courts developed as rectangles and squares serviced by a clubhouse. Most have been constructed to squeeze in as many courts as possible without due regard to what this means for the spectator experience. Spectators are forced to stand out in the open at the ends of courts. There is little room for seating between courts and almost no provision of shade (or cover) amongst courts. In fact, given the limited space between courts there are associations that cannot allow spectators to hold umbrellas in these areas for fear of injuring players as they run out of court (despite the fact that netball generally continues in the rain).

As existing courts are upgraded or new courts are planned, far greater emphasis needs to be placed on the needs of spectators. It is recognised that providing more space between courts to allow for shade structures and seating incurs additional costs. However, ensuring that parents, guardians and friends of players enjoy their experience as a spectator can help in player retention and to attract new players to the sport. Further, these wider courtside areas provide a better environment for umpires - safe in the knowledge that there will be no spectators crowding into areas near to courts.

Car parking dilemmas

The provision of suitable car parking is an important consideration. Each time a player attends a venue the first thing they are required to do (the start of their netball 'experience') is to find a car park.

While most rural and more remote associations appear to have adequate car parking arrangements, most larger associations in urban settings are significantly under-supplied with parking. Yet, during interviews with associations, there were very few associations that raised parking directly as an issue without being prompted. Once prompted, many associations noted that car parking was a "nightmare" and told stories of weekly complaints from nearby residents regarding cars parked across driveways and of cars being towed away. But interestingly, many felt that addressing the problem was beyond the association. There appears to be perception that parking is considered to be an issue that councils need to resolve - meaning that from a facility perspective, associations can focus on the courts, canteens, toilets and clubhouses.

To highlight the demand for car parking, a number of associations have season-long game day parking space as a major raffle prize, whilst others have a waiting list to join committees in order to secure reserved parking.

Whilst interviews and survey responses highlighted the importance of ensuring spectators have an enjoyable experience when courtside (e.g. shade and seating), it is a little surprising that car parking is not seen in the same light. It is acknowledged that in many instances the provision of larger car parks is not readily achievable, however opportunities such as development of multi-storey car parks and forgoing grass courts to achieve additional car parking have been included in individual association assessments.

Covered courts (impacts of weather)

In the northern parts of Queensland, it is not uncommon for training and matches to be regularly cancelled due to excessively wet conditions. Similarly, in western Queensland there are times when it is simply too hot to allow court access.

The provision of covered courts in these instances is considered an appropriate method to ensure regular access to training and competition. Large open shed-like structures can provide protection against rain and shade the courts.

Hosting large carnivals

As noted previously, a number of associations host regular carnivals. These carnivals are structured to reflect the number of courts the association has access to with nominations being capped and/or game times shortened. These carnivals can provide significant economic benefit to the host association. There are also a small number of very large multi-day carnivals conducted by Netball Queensland (e.g. State Age Championships and Primary Schools Cup). It is apparent that there are a number of associations that have either developed or planned to develop 16 court facilities in order to attract these events (as this has previously been the required number of courts). However, the popularity of these events has seen minimum requirements raised to at least 20 courts with additional areas for association tents, food and beverage and sponsor activation areas (as noted in facility requirements for Tier 2b facilities).

Importantly, the drive to develop more hard courts needs to come from demand created within growing membership at association level. There is no sense developing a very large facility beyond the needs of the association purely on the hope of attracting one of the large Netball Queensland carnivals. Preference is for the six venues that currently have at least 20 quality hard courts to continue to maintain their facilities to a high standard so that they remain available for hosting large carnivals. The Strategy recognises that there are small number of very large associations needing to develop additional courts to meet association demand. Where this development creates facilities of at least 20 courts, these associations can then be considered as potential hosts of large carnivals.

To ensure quality carnivals, the provision of a suitable number of courts needs to be supported by quality off-court facilities and experiences for players, officials and spectators (including entertainment, food and beverage, amenities and car parking/transport arrangements).





Local government analysis

For ease of interpretation, the detailed analysis for the Strategy has been developed (and presented) by individual local government authority (LGA). Consideration of each association is then included within each LGA section. Importantly, both key association representatives and council officers have been involved in the process of forming key actions in an effort to ensure a shared vision for future directions.

Banana Shire Council - overview

Population considerations

Current population (2016)¹ - 14,319

Projected population (2036)² - 16,290

Population changes are typified by limited change in the number of young people combined with significant increases in the proportion of older residents (65 years and above).

Facility provision

Biloela is the only netball association operating within the Council boundaries. A more detailed analysis of this association is presented in the following section.

2016 LGA player membership	LGA population 2016	2016 LGA participation rate	LGA projected population 2036	Projected player membership at LGA participation rate	Projected membership change
144	14,319	1.01%	16,290	164	+20

As highlighted in the table above, limited growth is projected for this netball association (through population increases alone).

1 2016 Census QuickStats, Australian Bureau of Statistics

2 Queensland Government Population Projections, 2015 edition: Australian Bureau of Statistics - Projected population (medium series) by local government area Queensland



Biloela Netball Association

Membership considerations

- 2017 season playing membership - 148*
- Membership trend - steady
- * The Association also conducts social ladies' fixtures with players not affiliated through Netball Queensland

Facilities usage

- Winter season
 - Mid-week fixtures one night each week. 6 courts in use for matches

Current facilities (tier 3)

Courts

- 12 hard courts (all lit). Additional space for up to 6 grass courts. All configured in a north-south layout
- The courts are in fair condition. The courts at the northern end of the complex are suffering from significant cracking and surface lifting while all courts have rust spots coming through (it appears that an inappropriate road base was used in court construction)
- The courts have been well laid out with wide run-offs and extensive areas for spectators

Ancillary facilities

- Single-storey clubhouse with awning extension (includes canteen, amenities and social space)
- Storage shed with awning
- Covered playground
- 28 uncovered bench seats
- Large sealed car park directly adjoining the facility

Surrounds

- Located at Magavalis Sports Complex that also includes tennis, cricket and bmx
- Additional area for netball expansion (6 further courts) has been allowed for in facility design
- Sealed walk/cycle path links the complex with town

Facility priorities

Biloela Netball Association is a large facility particularly given current and projected playing numbers. Indeed, it is the largest facility (by hard courts) in the Central Queensland area outside of Rockhampton and Mackay.

High priority

- Repair the damaged courts at the northern end of the complex
- Install softfall under the covered playground

Medium priority

- Investigate the remaining court life given the apparent damage emanating from the base construction
- Construct permanent shade structures
- Construct an amenities facility with toilets and showers than can be shared with the adjoining BMX venue



Barcaldine Regional Council - overview

Population considerations

Current population (2016)¹ - 2,865

Projected population (2036)² - 3,398

Population changes are typified by decreases in the number of residents under 45 years counterbalanced by significant increases in the number of older residents (65 years and above).

Facility provision

Barcaldine is the only association operating within the Council area. A more detailed analysis of this association is presented in the following section.

2016 LGA player membership	LGA population 2016	2016 LGA participation rate	LGA projected population 2036	Projected player membership at LGA participation rate	Projected membership change
64	2,865	2.23%	3,398	76	+12

There is limited change in netball participation forecast for the Barcaldine area.

1 2016 Census QuickStats, Australian Bureau of Statistics

2 Queensland Government Population Projections, 2015 edition: Australian Bureau of Statistics - Projected population (medium series) by local government area Queensland

Barcaldine Netball Association

Membership considerations

- 2017 season playing membership - 92
- Membership trend - steady

Facilities usage

- Winter season
 - Mid-week fixtures one night each week. Both courts in use
 - Junior training one afternoon each week

Current facilities (tier 4)

Courts

- Netball is played at the Barcaldine State School
- 2 covered hard courts (lit) with appropriate run-offs
- The courts are in good condition

Ancillary facilities

- A storage shed with small canteen is located adjoining the courts
- The Association is provided access to the school toilets
- Parking is available adjoining the facility

Surrounds

- Located centrally within the Barcaldine School grounds

Facility priorities

Medium priority

- The courts receive significant use from the school and regular use from the Association and, despite being covered, will require a re-surface in coming years



Brisbane City Council - overview

Population considerations

Current population (2016)¹ - 1,131,155

Projected population (2036)² - 1,433,675

Population changes are typified by continuing increases in the number of young people combined with significant increases in the proportion of older residents (65 years and above).

Facility provision

Six associations operate within Brisbane City Council:

- Brisbane
- Downey Park
- MacGregor
- Metropolitan Districts
- Queensland Catholic
- Western Districts.

A more detailed analysis of each association is presented in the following section.

2016 LGA player membership (combined membership of associations)	LGA population 2016	2016 LGA participation rate	LGA projected population 2036	Projected player membership at LGA participation rate	Projected membership change
13,918*	1,131,155	1.23%	1,433,675	17,634	+3,716

*It is acknowledged that there will be members playing at these Associations who live outside the Brisbane City Council area. However, this is somewhat balanced by Brisbane City Council residents playing outside the LGA at associations such as Redlands, Pine Rivers and Ipswich

With more than 3,700 additional netball members projected across the Brisbane City LGA by 2036, careful planning at association-level is required to ensure expected demand is met.

1 2016 Census QuickStats, Australian Bureau of Statistics

2 Queensland Government Population Projections, 2015 edition: Australian Bureau of Statistics - Projected population (medium series) by local government area Queensland

Brisbane Netball Association

Membership considerations

- 2017 season playing membership - 1,757
- Membership trend - steady. Both junior and senior playing bases have been stable in recent years

Facilities usage

- Heavily used venue throughout the year
- Summer season
 - Mid-week fixtures two nights each week. All courts in use
- Winter season
 - Mid-week fixture one night each week + Saturday fixtures. All courts in use
 - All courts booked for training on three additional afternoons/evenings mid-week
- Regular use for zone school netball, school gala days and catholic school events

Current facilities (tier 3)

Courts

- 14 hard courts (all lit). Configured in north-south layout on terraces
- Generally poor condition - significant cracking, inappropriate run-offs (and obvious trip hazards)

Ancillary facilities

- Small single-storey clubhouse with canteen and limited storage (majority of equipment is stored off-site)
- Aged toilets within the clubhouse
- Bench seating and terraces available for spectators on most courts. No shade structures
- Very small sealed car park (approximately 95 spaces) with overflow opportunities only available for carnivals

Surrounds

- Located adjoining a large bowls club in a park with kick-about space and play node
- Access into the site is poor - one tight entry off a busy road, with cars reversing out across the entry road
- Constrained site with significant slopes, stormwater movement, failing retaining walls and no scope for facility expansion. A number of courts were re-surfaced two years ago - within two months a number were notably cracking given the sub-surface movement

Facility priorities

Immediate priority

Investigate relocation: Given the range of issues stifling development of the Association, the key action is for Council, Netball Queensland and key Association representatives to further investigate opportunities to relocate. Ideally, a new site should have room for at least 16 hard courts (all lit); spectator areas; car parking for at least 320 spaces (bare minimum); clubhouse with amenities, storage, game day administration, meeting area and canteen. This development would not only provide a more suitable home for existing members but also provide some scope to meet expected future demand in the LGA. Opportunity to relocate to the southern end of Bradbury Park should be considered.

If relocation is not considered feasible, the following actions are recommended.

High priority

- Re-construct all courts on concrete bases and new terraces with appropriate retaining mechanisms
- Construct a new toilet and storage building

Medium priority

- Provide shaded spectator seating where possible
- Investigate opportunities to upgrade the canteen to provide additional scope for cooking (deep fry)

Low priority

- Upgrade court lighting to LED



Downey Park Netball Association

Membership considerations

- ❑ 2017 season playing membership - 3,855
- ❑ Membership trend - steady. Both junior and senior playing bases have been stable in recent years

Facilities usage

- ❑ Winter season
 - Mid-week fixtures two nights each week + Saturday fixtures. All hard courts in use (and all grass courts on Saturdays for the first 2-3 rounds)
 - All hard courts booked for training on remaining afternoons/evenings mid-week
- ❑ Regular use for school netball

Current facilities (tier 2b)

Courts

- ❑ 21 hard courts (18 lit) and 16 grass courts. Majority configured in north-south layout. Split either side of Green Terrace
- ❑ Generally good condition with limited surface cracking and appropriate run-offs

Ancillary facilities

- ❑ Modern two-storey clubhouse (incorporating amenities, administration, social area and small storage area)
- ❑ Separate canteen building
- ❑ Separate amenities block
- ❑ Small storage shed
- ❑ Small covered and two small uncovered grandstands near the nine premier hard courts. No spectator facilities available for additional hard courts
- ❑ Very limited car parking. Approximately 80 sealed spaces to the east of the premier courts. Additional parking available on-road and in the softball/hockey car park. Finding a car park on Saturday for fixtures can reportedly take up to 45mins. It is important to note that despite being the largest association in the State, the Association does not seek to host State-level carnivals due to the issues relating to car parking

Surrounds

- ❑ Located in a very busy sport and recreation facility (including hockey, softball and recreation nodes)
- ❑ Heavily used area for parking for the adjoining Royal Brisbane and Women's Hospital
- ❑ Site is constrained by regular flooding events

Facility priorities

While the playing facilities are generally appropriate, the facilities for spectators need significant attention.

High priority

- ❑ Develop additional shaded grandstand seating outside the court runoffs for all hard courts
- ❑ Investigate opportunities for additional car parking (consider multi-storey facility to the east of the premier courts)

Medium priority

- ❑ Convert at least six grass courts to hard courts adjoining the bank of nine courts on the western side of Green Terrace

Low priority

- ❑ Undertake internal fit-out upgrades to the canteen
- ❑ Construct a second set of fire stairs to the upper storey of the clubhouse to allow additional people in this level
- ❑ Investigate opportunities to cover the three standalone bitumen courts so that they can remain available during periods of wet weather



MacGregor Netball Association

Membership considerations

- ❑ 2017 season playing membership - 955
- ❑ Membership trend - steady. Currently growth is limited due to the small number of quality hard courts

Facilities usage

- ❑ Winter season
 - Mid-week fixtures one night each week: all hard courts in use. Saturday fixtures: all courts in use until lunchtime then most hard courts in use
 - All hard courts booked for training on remaining afternoons/evenings mid-week
- ❑ Regular use for school netball



Current facilities (tier 3)

Courts

- ❑ 12 hard courts (all lit) and 6 grass courts (not lit). Configured in north-south layout on three terraces
- ❑ The grass courts are in fair condition, while the recently constructed six central hard courts are in excellent condition with appropriate run-offs. In contrast, the six older hard courts on the western side of the clubhouse are in very poor condition with significant cracking, areas of surface lifting and inappropriate run-offs with significant drop-offs and drains near the edge of courts

Ancillary facilities

- ❑ Large single-storey clubhouse (incorporating amenities, administration areas, social area, canteen, storage areas and raised announcer's booth)
- ❑ Additional amenities building
- ❑ Storage shed
- ❑ Awning extension to clubhouse and covered area between the clubhouse and amenities providing views across the lower terraces
- ❑ Terraces providing naturally shaded spectator areas servicing the new hard courts
- ❑ Limited car parking. 20 sealed spaces adjoining the clubhouse, sealed on-road spaces shared with other users and unsealed overflow car park (approximately 100 spaces) to the west of the netball facilities. This overflow car park is currently heavily used by trucks as an area for overnight parking and daytime rests. This use is causing significant damage to the surface and deters netball users from using the facility

Surrounds

- ❑ Located in a very busy precinct (including rugby, cricket and community and sports club)



Facility priorities

High priority

- ❑ Re-surface and re-align the 6 hard courts on the western side of the complex. Consider tree removal to avoid root damage and need for western earth bank retaining treatments. Ensure appropriate run-offs are achieved
- ❑ Re-develop the grass courts as 5 hard courts (configured east-west)
- ❑ Formalise the western car park. Consider opportunities to fence and gate the facility. Provide lighting and direct access down to the court area.
- ❑ Replace the steps leading from the clubhouse to the central court area

Medium priority

- ❑ Develop shaded spectator areas for the eastern courts and western courts once they have been re-developed

Metropolitan Districts Netball Association

Membership considerations

- ❑ 2017 season playing membership - 3,451
- ❑ Membership trend - growing. The Association does no promotion given that the facilities are used at capacity. Additionally, a number of clubs have had to cap numbers

Facilities usage

- ❑ Summer season
 - Mid-week fixtures one night each week. All hard courts in use
 - Saturday junior competition. All courts in use
- ❑ Winter season
 - Mid-week fixtures one night each week: all hard courts in use. Saturday fixtures: all courts in use until lunchtime then all hard courts in use. For Saturday fixtures, quarters have been reduced from 15mins to 12mins for rounds 1 and 2 to allow demand for an additional round of matches
 - All hard courts booked for club and representative training on remaining afternoons/evenings mid-week (with at least 2 teams per court)
- ❑ Regular use for school netball including large carnivals and gala days



Current facilities (tier 3)

Courts

- ❑ 12 hard courts (all lit) and 14 grass courts (not lit). Almost all courts configured in north-south layout
- ❑ The hard courts have recently been resurfaced. While most of the run-offs meet expectations, spacing is too small at the ends of courts and between some sidelines and light poles.
- ❑ Despite early season turf coverage, the grass courts are badly worn by the end of the winter playing season

Ancillary facilities

- ❑ Large two-storey clubhouse (incorporating administration areas, storage areas and first aid room, adjoining canteen was recently upgraded)
- ❑ Additional amenities building (in need of upgrade)
- ❑ Storage shed
- ❑ Awning between the canteen and clubhouse
- ❑ 5 covered spectator areas (with no seating)
- ❑ Bench seating near the amenities building
- ❑ Very limited car parking. Approximately 140 sealed off street car parks and a small overflow grass area. All other parking is on-road. Parking during peak times (particularly during Saturday morning fixtures and for carnivals) is a major concern and the Association fields regular complaints from nearby residents regarding inappropriate parking

Surrounds

- ❑ Located in an attractive well-treed park with a permanent creek. The site regularly floods with overland flow entering all buildings
- ❑ A walk/cycle path runs along the creek linking the park with the surrounding pedestrian network

Facility priorities

As the second largest Association in the State, yet with limited hard courts and parking difficulties, significant planning is required to guide development for Metropolitan Districts.

High priority

- ❑ Develop a master plan for Wembley Park
- ❑ Re-develop the grass courts as hard courts (at least 6 courts in the short-term)
- ❑ Investigate opportunities for additional off-street parking
- ❑ Construct a new amenities building

Medium priority

- ❑ Construct additional shaded spectator areas
- ❑ Light any new hard courts

Low priority

- ❑ Develop a play node within the Park

Queensland Catholic Netball Association

Membership considerations

- 2017 season playing membership - 1,680
- Membership trend - growth in juniors, seniors steady

Facilities usage

- Summer season (10-week spring challenge for juniors and October to March for intermediates and seniors)
 - Mid-week fixtures conducted two nights each week. All hard courts in use
- Winter season
 - Play within the Downey Park Netball Association fixtures
 - Representative team training on Sunday afternoons



Current facilities (tier 2b)

As per Downey Park Netball Association

- The Association leases the former office area from the Downey Park Netball Association
- With limited storage available on-site, the Association hires an off-site storage unit



Facility priorities

High priority

- Construct an additional storage facility at the southern end of the facility
- Develop additional shaded grandstand seating outside the court runoffs for all hard courts)
- Investigate opportunities for additional car parking (consider multi-storey facility to the east of the premier courts)



Western Districts Netball Association

Membership considerations

- 2017 season playing membership - 2,546
- Membership trend - growth in juniors, seniors steady

Facilities usage

- Winter season
 - Social mid-week fixtures one night each week: 6 hard courts in use (additional 6 courts also used for representative training on this night)
 - Saturday fixtures: all courts (including NetSetGO courts) in use until lunch then 15 hard courts used
 - All courts booked for club training Tuesday to Thursday afternoons/evenings (with 2-3 teams per court). 20 hard courts and grass courts used until dark before reducing to the 12 lit hard courts
 - Regular school use: up to 14 courts
- Summer season
 - Social mid-week fixtures one night each week: 12 hard courts in use
 - Regular school use: up to 20 courts
 - Development program (8 weeks): 12 lit courts
 - Conditioning twice each week using 2 courts

Current facilities (tier 2b)

Courts

- 20 hard courts (12 lit) and 4 NetSetGO courts (grass) (not lit). Courts configured in north-south layout
- The hard courts are in generally good condition except for the courts in the south-west corner that are suffering from noticeable subsidence. Run-offs from the central bank of courts to the small retaining wall do not meet expectations
- The grass courts are heavily used and struggle to retain grass coverage as the season wears on

Ancillary facilities

- Large two-storey clubhouse (incorporating administration areas, amenities, storage, canteen, social areas and first aid room)
- Additional amenities building
- Storage shed
- Awning along the southern side of the clubhouse
- 2 uncovered bench seats
- Very limited car parking. Approximately 25 sealed off street car parks. All other parking is on-road. Parking is permitted within a designated area of the open space within the park for carnivals only. Parking during peak times (particularly during Saturday morning fixtures and for carnivals) is a major concern and the Association fields regular complaints from nearby residents regarding inappropriate parking

Surrounds

- Located in a large attractive park providing a walk/cycle path link with the riverfront. The site floods during significant flooding events

Facility priorities

Facility upgrades are required to meet the needs of both players and spectators.

High priority

- Develop a master plan for Faulkner Park
- Investigate opportunities for additional off-street parking
- Light the remaining unlit eight hard courts to meet Association-level demand for training and competition (and provide opportunities to bid to host State-level events)
- Install irrigation for the grass courts
- Repair the sub-surface under the hard courts suffering from subsidence
- Construct dual-sided covered grandstand seating between the two banks of courts on the western side of the facility
- Reconfigure the amenities within the clubhouse to provide additional female-friendly facilities



Over-arching facility planning and development considerations

Population increases alone are projected to result in approximately 3,700 additional netball players by 2036.

Rather than look to establish any new Associations (in addition to the existing six associations), the preferred direction is for continued development and expansion of the existing facilities. The construction of at least 17 new hard courts are recommended between the Downey Park, MacGregor and Metropolitan Districts venues. Additionally, a new venue is proposed for the Brisbane Netball Association (with at least 2 more hard courts than the Association currently has access to). In summary, these actions would achieve at least 19 new hard courts. A 19-court facility would have the potential to 'house' a large Association in excess of 3,000 members. Therefore, spreading these new courts across existing well-established Associations is expected to accommodate projected membership increases through until 2036.

It should also be noted that Brisbane City Council has acquired land towards its eastern boundary (Wakerley) for the development of an additional netball facility (between 6-8 courts). Negotiations between Council and Netball Queensland suggest that this facility could act as an overflow training and competition venue for nearby associations (and clubs) but also provide an opportunity to establish a new model based around year-round social use and netball activation.



Key facility recommendations - summary

- Brisbane Netball Association
 - construct a new venue with at least 16 lit hard courts
- Downey Park Netball Association
 - construct at least 6 new lit hard courts at the facility
 - investigate opportunities for additional car parking
- MacGregor Netball Association
 - construct 5 new lit hard courts at the facility
 - re-develop 6 of the existing hard courts
- Metropolitan District Netball Association
 - construct at least 6 new lit hard courts at the facility
 - investigate opportunities for additional car parking
 - construct a new amenities building
- Queensland Catholic Netball Association
 - (as per Downey Park Netball Association)
- Western Districts Netball Association
 - light the 8 existing unlit hard courts
 - investigate opportunities for additional car parking

Bundaberg Regional Council - overview

Population considerations

Current population (2016)¹ - 92,897

Projected population (2036)² - 117,865

Population changes are typified by slight increases in the number of young people combined with significant increases in the proportion of older residents (65 years and above).

Facility provision

Bundaberg is the only association that operates within Bundaberg Regional Council. A more detailed analysis of the association is presented in the following section.

2016 LGA player membership	LGA population 2016	2016 LGA participation rate	LGA projected population 2036	Projected player membership at LGA participation rate	Projected membership change
663	92,897	0.71%	117,865	837	+174

With only a moderate number of new participants expected and the association being based at a very large facility, no demand for significant facility changes is projected.

1 2016 Census QuickStats, Australian Bureau of Statistics

2 Queensland Government Population Projections, 2015 edition: Australian Bureau of Statistics - Projected population (medium series) by local government area Queensland

Bundaberg Netball Association

Membership considerations

- 2017 season playing membership - 707
- Membership trend - growth in both juniors and seniors

Facilities usage

- Winter season
 - Mid-week fixtures one night each week: 6 to 8 hard courts in use
 - Saturday fixtures: up to 14 courts used
 - 4 to 6 courts booked for club and representative training four mid-week afternoons/evenings

Current facilities (tier 2b)

Courts

- 20 hard courts (16 lit) and 2 grass courts (lit). Courts configured in north-south layout
- The hard courts are in near-new condition (the oldest courts at the facility are only three years old). Run-offs are all appropriate and additional spectator areas have been developed between banks of courts

Ancillary facilities

- Large single-storey clubhouse (incorporating administration areas, amenities, storage, canteen, social areas and first aid room)
- Storage shed
- 11 shade structures (most with tiered seating) spread across the facility
- Awning extension along the southern side of the clubhouse
- Uncovered bench seats
- Appropriate car parking. Approximately 65 sealed spaces in two parking areas shared with athletics. Large additional areas of unsealed overflow parking (200 extra sealed spaces are being developed by Council in the 2018/19 financial year)

Surrounds

- Located at the Bundaberg Super Park with a regional athletics facility

Facility priorities

This is a high quality facility capable of hosting a range of carnivals.

High priority

- Develop additional sealed car parking (200 spaces)
- Update the layout of the cubicles within the existing amenities footprint

Medium priority

- Continue to develop shaded seating opportunities throughout the facility

Low priority

- Upgrade existing lighting to LED



Burdekin Shire Council - overview

Population considerations

Current population (2016)¹ - 17,074

Projected population (2036)² - 19,223

The Region is expected to experience limited growth over the next 20 years, especially in people aged below 65 years of age. The actual number of people in all age cohorts below the age of 65 will generally decrease (with only the 15-24 years age cohort expected to slightly increase). As with other regional areas, the only major growth in numbers in the Shire will be for people aged over 65 years (set to almost double).

Facility provision

The Burdekin Netball Association, located in Home Hill, is the only association operating within the Shire. A more detailed analysis of this association is presented in the following section.

2016 LGA player membership	LGA population 2016	2016 LGA participation rate	LGA projected population 2036	Projected player membership at LGA participation rate	Projected membership change
277	17,074	1.62%	19,223	311	+34

With only approximately 34 additional netball members projected across the Region by 2036, no significant facility development will be required.

The replacement of the existing grass courts, over time, will enhance player development and provide the Association with greater programming options to meet future demand. Improvements to ancillary facilities such as court lighting and amenities should also be undertaken as demand is demonstrated and funding opportunities present themselves.

1 2016 Census QuickStats, Australian Bureau of Statistics

2 Queensland Government Population Projections, 2015 edition: Australian Bureau of Statistics - Projected population (medium series) by local government area Queensland

Burdekin Netball Association

Membership considerations

- 2017 season playing membership - 258
- Membership trend - steady, with no major declines or increases in any particular age group

Facilities usage

- Winter season
 - Mid-week fixtures one night each week: all hard courts in use
 - Infrequent club and representative training

Current facilities (tier 3)

Courts

- 4 hard courts in fair condition (all lit). Resurfacing will be required in the near-medium future with evidence of cracking and water pooling
- 4 grass courts
- Run-offs around outside of courts inadequate but between courts are appropriate
- All hard courts in an east-west orientation

Ancillary facilities

- Small but functional clubhouse incorporating office space, canteen, small storage room and recently upgraded toilets and showers
- Dedicated storage shed on site
- Quality shaded bench seating between two main hard courts and older (unsafe) tiered seating on northern edge
- Street parking complemented by ad-hoc parking on adjacent undeveloped land

Surrounds

- Located within the main residential area of town, but easily accessible
- Expansion opportunities available on grass courts or possibly adjacent undeveloped land

Facility priorities

Medium priority

- New hard courts to replace grass courts for player development
- Upgrade lights and light poles

Low priority

- Increased toilets for carnivals and events



Cairns Regional Council - overview

Population considerations

Current population (2016)¹ - 156,901

Projected population (2036)² - 227,542

The Region is expected to experience significant growth over the next 20 years, especially in people aged above 65 years of age (the number of which will close to triple). However, it is estimated that there will be at least 12,000 more people 0-14 years and over 7,000 more people aged 15-24 living in the region by 2036.

Facility provision

The Cairns Netball Association is the only association operating within the Region. A more detailed analysis of this Association is presented in the following section.

2016 LGA player membership	LGA population 2016	2016 LGA participation rate	LGA projected population 2036	Projected player membership at LGA participation rate	Projected membership change
1,198	156,901	0.76%	227,542	1,729	+531

Approximately 531 additional netball members are projected across the Cairns Region by 2036. However, rather than look to develop an additional facility, there is capacity at the existing site to accommodate this growth. Proposed facility improvements should consider the local climate of Far North Queensland and also improving the Association's ability to provide development pathways.

1 2016 Census QuickStats, Australian Bureau of Statistics

2 Queensland Government Population Projections, 2015 edition: Australian Bureau of Statistics - Projected population (medium series) by local government area Queensland



Cairns Netball Association

Membership considerations

- ❑ 2017 season playing membership - 1,192
- ❑ Membership trend - overall steady, small growth with a slight drop in juniors between 2016 and 2017

Facilities usage

- ❑ Winter season
 - Mid-week fixtures three nights each week: Most courts in use for juniors, up to 8 courts used for seniors
 - Training undertaken two nights each week: approximately half the courts in use

Current facilities (tier 3)

Courts

- ❑ 16 hard courts (all lit)
- ❑ Hard courts are relatively new but starting to show some issues with cracking
- ❑ No grass courts
- ❑ Appropriate run-offs both around and between courts

Ancillary facilities

- ❑ New, modern clubhouse facility with highly functional design and containing a canteen, large administration office, meeting room, club room, umpires' room and game control room
- ❑ Toilets/change are extensive and include a total of three blocks with male, female, unisex ambulant toilets; baby change facilities and showers
- ❑ Storage is provided through 2 sheds, a shipping container and an internal closet
- ❑ 250 space sealed car park
- ❑ Spectator facilities include 15 tiered bench seating (12 with shade) around most courts and one small grandstand

Surrounds

- ❑ Hardscaped open spaces are located throughout the site
- ❑ There is easy access into and around the site



Facility priorities

High priority

- ❑ Roof cover over 2-4 courts to provide sun protection and wet weather options
- ❑ Provision of solar panels on the building

Medium priority

- ❑ Development of a strength and conditioning gymnasium
- ❑ Provision of shaded areas around the courts

Low priority

- ❑ Indoor facility to host State League home games and possibly host Firebirds pre-season games or training

Cassowary Coast Regional Council - overview

Population considerations

Current population (2016)¹ - 28,726

Projected population (2036)² - 28,868

The Region is expected to see little, if any growth over the next 20 years. Significantly, the total number of people aged 0-14 years is actually expected to decline by approximately 500 in that time with the only age group expected to increase in the Region being those aged over 65 years.

Facility provision

Two associations operate within the Cassowary Coast Regional Council area:

- Innisfail
- Tully.

A more detailed analysis of each association is presented in the following section.

2016 LGA player membership (combined membership of associations)	LGA population 2016	2016 LGA participation rate	LGA projected population 2036	Projected player membership at LGA participation rate	Projected membership change
465	28,726	1.62%	28,868	468	+3

With only approximately 3 additional netball members projected across the Cassowary Coast Region by 2036, no significant facility development will be required.

The focus should be on improvements to existing facilities as they are identified and ongoing support to the operational needs of the two existing Associations. It should be noted that the high rainfall experienced in this part of Queensland has also been considered, due to the high percentage of games/training/events that are impacted.

1 2016 Census QuickStats, Australian Bureau of Statistics

2 Queensland Government Population Projections, 2015 edition: Australian Bureau of Statistics - Projected population (medium series) by local government area Queensland

Innisfail Netball Association

Membership considerations

- ❑ 2017 season playing membership - 275
- ❑ Membership trend - declining across all areas, but especially in the seniors

Facilities usage

- ❑ Winter season
 - Mid-week fixtures played one evening each week: all 6 courts in use
 - Training occurs two evenings mid-week: up to 4 courts in use



Current facilities (tier 3)

Courts

- ❑ 6 hard courts, recently re-surfaced, but cracking occurring
- ❑ All courts lit, but with ageing timber poles
- ❑ No grass courts
- ❑ Highly inadequate run-offs, especially between and around 4 northern courts
- ❑ All courts in north-south orientation

Ancillary facilities

- ❑ Small but renovated clubhouse incorporating small administration area, ageing canteen, 2 small shaded viewing areas, new amenities and limited storage
- ❑ Limited seating around courts with shade
- ❑ Limited street parking but access to large sealed car park at adjacent club

Surrounds

- ❑ Located in sporting precinct, but very constrained site
- ❑ Expansion opportunities constrained by other sports within precinct

Facility priorities

High priority

- ❑ Structure required over at least two courts to provide wet weather options and protection from the sun

Medium priority

- ❑ Additional external storage
- ❑ Investigate cause of court surface cracking for long-term solution



Tully Netball Association

Membership considerations

- 2017 season playing membership - 155
- Membership trend - steady, with small growth in juniors and NetSetGO negated by decline in seniors

Facilities usage

- Winter season
 - Mid-week fixtures one night each week

Current facilities (tier 4)

Courts

- 1 outdoor and 1 indoor court at Brosnan Street venue, with juniors using high school courts (1 indoor and 2 outdoor, with the outdoor courts in poor condition)
- No grass courts
- Inappropriate run-offs around outdoor court and at ends of indoor court
- Outdoor court recently resurfaced but not satisfactorily

Ancillary facilities

- No clubhouse facility, canteen or office
- Limited storage in indoor centre
- Access to toilets attached to indoor centre
- Ad-hoc parking throughout Showgrounds site
- No spectator facilities

Surrounds

- Located within the Showgrounds, but with no directional signage and poor connectivity throughout the overall site
- Site is ageing and not inviting

Facility priorities

Immediate priority

Creation/development of one site for the Association to be based with an adequate number of quality courts (at least 4). High school may be the most likely site, subject to an appropriate Memorandum of Understanding. Ideally, the site should include provision of covered courts and ensure courts with quality surfaces

High priority

- Lighting of outdoor courts at high school

Medium priority

- Upgraded canteen and spectator facilities at high school



Over-arching facility planning and development considerations

Very little growth is forecast for the Cassowary Coast Regional Council. As a result, the priority actions reflect ensuring quality facilities exist to meet demand similar in scale to existing operations.

With many fixtures and regular training washed out, preference is for access to covered courts throughout the tropical north. Additionally, with the Tully Netball Association currently splitting fixtures across three venues, the Strategy highlights the importance of establishing one quality 'home' venue in Tully.



Key facility recommendations - summary

- Innisfail Netball Association
 - Structure required over at least two courts

- Tully Netball Association
 - Development of one site for the Association to be based, with an adequate number of courts (at least 4)
 - Lighting of outdoor courts at high school



Central Highlands Regional Council - overview

Population considerations

Current population (2016)¹ - 27,999

Projected population (2036)² - 39,364

Population changes are typified by continuing increases in the number of young families (e.g. children 0-14 years and people 25-44 years) and large increases in older residents (65 years and over).

Facility provision

Two Associations operate within Central Highlands Regional Council:

- Blackwater
- Emerald.

A more detailed analysis of each association is presented in the following section.

2016 LGA player membership (combined membership of associations)	LGA population 2016	2016 LGA participation rate	LGA projected population 2036	Projected player membership at LGA participation rate	Projected membership change
478	27,999	1.71%	39,364	673	+195

The population analysis noted above indicates potential for significant player increases for the Council area. It is important to recognise that future mining-related directions will have a vast impact on participation rates (particularly in Blackwater) and should be closely considered before any major netball upgrades or new developments are considered.

1 2016 Census QuickStats, Australian Bureau of Statistics

2 Queensland Government Population Projections, 2015 edition: Australian Bureau of Statistics - Projected population (medium series) by local government area Queensland

Blackwater Netball Association

Membership considerations

- ❑ 2017 season playing membership - 124
- ❑ Membership trend - steady

Facilities usage

- ❑ Winter season
 - Mid-week fixtures one afternoon/night each week: all hard courts in use
 - Mid-week training two additional afternoons each week: most courts in use

Current facilities (tier 3)

Courts

- ❑ 4 hard courts (all lit) and 1 grass court (not lit). Courts configured in north-south layout
- ❑ The courts were recently resurfaced, however, the court in the north-west corner shows significant cracking and lifting. A number of the run-offs are too short (e.g. to all light poles, to the trees in the north-west corner and to the raised edge along the eastern side of the courts)
- ❑ The grass court has not been used in recent seasons

Ancillary facilities

- ❑ A large shed was constructed as the 'clubhouse' on 2017. The building includes storage, canteen and administration area
- ❑ A small amenities building was constructed in 2017
- ❑ The former canteen building is now used as a storage shed (this building may be condemned by Council given potential presence of asbestos)
- ❑ 22 bench seats form a perimeter to the courts
- ❑ Large sealed car park adjoining the facility

Surrounds

- ❑ Located in the town's key outdoor sports venue, Hunter Street Sports Complex, and includes the aquatic centre, rugby league, rugby union, touch, cricket and football

Facility priorities

High priority

- ❑ Upgrade the lights (investigate opportunities to remove the two central poles and relocate poles outside run-offs)
- ❑ Repair the cracks that have appeared on the north-west court

Medium priority

- ❑ Construct a shade structure above the concrete slab that has been retained from the removal of the old clubhouse
- ❑ If the former canteen (now used as a storage facility) is condemned and removed by Council, replace it with a storage shed



Emerald Netball Association

Membership considerations

- ❑ 2017 season playing membership - 306
- ❑ Membership trend - slight decreases due to reduction in mining activities

Facilities usage

- ❑ Winter season
 - Mid-week fixtures two afternoon/nights each week: All courts in use
 - Saturday afternoon NetSetGO
 - Club and representative training conducted on two other afternoons/evenings each week
 - Host regular school trials and events

Current facilities (tier 3)

Courts

- ❑ 6 hard courts (all lit) and 3 additional dual-marked tennis hard courts (also lit) all in good condition. Courts are configured in north-south layout
- ❑ The courts have been designed with appropriate run-offs and additional extra-wide spectator areas to create an attractive venue

Ancillary facilities

- ❑ Large single-storey clubhouse shared with tennis (incorporating administration area, amenities, first aid room, storage and canteen)
- ❑ An awning on the western side of the clubhouse provides shade for spectators (until the early afternoon)
- ❑ A small storage shed is positioned on the southern side of the facility
- ❑ A small sealed car park with 18 spaces is located adjoining the clubhouse. Appropriate additional car parking (and bus access) is available in the surrounding street network

Surrounds

- ❑ Located in an attractive park and sport setting with mature trees around the perimeter of the facility
- ❑ Opportunity exists for expansion in the number of courts if required to meet future demand

Facility priorities

With high quality playing facilities, key directions at this facility focus on ancillary facilities:

High priority

- ❑ Construct covered tiered seating in the spectator area between the two banks of courts and between the netball courts and tennis courts

Medium priority

- ❑ Install solar power panels on the clubhouse to offset court lighting costs

Low priority

- ❑ Replace the court surfaces toward the end of their useful lives



Over-arching facility planning and development considerations

Whilst there is population growth projected for the Central Highlands local government area, there is combined capacity at the Blackwater and Emerald facilities to meet this demand without the need for further court construction. (Additionally, there is potential for continued mining downturn to stifle projected population increases).

The Emerald facility will continue to be a hub for regional-style carnivals and requires additional covered spectator seating to ensure local and carnival demand is met. With recently upgraded courts, a new 'clubhouse', new amenities and a sealed car park, the Blackwater facility is now a far more attractive local-level venue.

Key facility recommendations - summary

- Blackwater Netball Association
 - upgrade (and relocate) court lighting
 - repair damaged courts
- Emerald Netball Association
 - construct covered tiered seating



Charters Towers Regional Council - overview

Population considerations

Current population (2016)¹ - 11,876

Projected population (2036)² - 13,198

Small growth is expected in the Region over the next 20 years, with most of that growth expected to occur in the over 65 years of age group. Of more relevance is that the actual number of people in the groups aged between 0-14 years and 15-24 years is expected to decrease over that period.

Facility provision

The Charters Towers Netball Association is the only association operating within the Region. A more detailed analysis of this association is presented in the following section.

2016 LGA player membership	LGA population 2016	2016 LGA participation rate	LGA projected population 2036	Projected player membership at LGA participation rate	Projected membership change
476	11,876	4.01%	13,198	529	+53

Only 53 additional netball members are projected across the Charters Towers Region by 2036, and subsequently, there will not be a large demand for additional netball facilities. Supporting the development of the sport in the Region should therefore be focussed on providing support to the existing Association for organisational development and improvements to existing facilities as a need is identified.

In regard to existing facilities, the proposed improvements/upgrades are to allow the Association to provide a more functional, attractive and comfortable facility that will in-turn have a positive impact on participation.

¹ 2016 Census QuickStats, Australian Bureau of Statistics

² Queensland Government Population Projections, 2015 edition: Australian Bureau of Statistics - Projected population (medium series) by local government area Queensland

Charters Towers Netball Association



Membership considerations

- 2017 season playing membership - 452
- Membership trend - steady, despite a recent decline of senior players. While overall numbers increased between 2015 and 2016, there was a small decline in 2017 numbers

Facilities usage

- Winter season
 - Mid-week fixtures one night each week: all courts in use
 - Training undertaken on all other evenings mid-week: most courts in use



Current facilities (tier 3)

Courts

- 7 hard courts, areas of cracking and raised sections. Courts are lit (but not to a high level)
- No grass courts
- All courts in an east-west orientation
- Although run-offs between courts are adequate, perimeter run-offs are not, exacerbated by debris from court surrounds

Ancillary facilities

- Clubhouse is a relocatable 'donga' with limited space for Association operations and a small canteen
- Toilet facility recently constructed
- Spectator facilities are limited to unshaded bench seats around court, two shaded concrete slabs and the clubhouse awning
- Storage only provided by a shipping container
- Car parking is an uneven, unsealed area

Surrounds

- The site is small, constrained and not inviting, with limited natural shaded and no landscaping



Facility priorities

Medium priority

- Court lighting upgrade
- Increased storage
- Court surface upgrade

Douglas Shire Council - overview

Population considerations

Current population (2016)¹ - 11,714

Projected population (2036)² - 14,796

Some growth is expected in the Shire over the next 20 years, but only approximately 300 additional people aged 0-14 are expected to live in the Shire by 2036. As for many regional Queensland areas, over the same period of time, the Shire is expected to have over 2,000 additional people aged over 65 years in comparison.

Facility provision

The Douglas Netball Association (located in Port Douglas) is the only Association operating within the Region. A more detailed analysis of this association is presented in the following section.

2016 LGA player membership	LGA population 2016	2016 LGA participation rate	LGA projected population 2036	Projected player membership at LGA participation rate	Projected membership change
210	11,714	1.79%	14,796	265	+55

Only 55 additional netball members are projected across the Douglas Shire by 2036, and subsequently, there will not be a large demand for additional netball facilities. Supporting the development of the sport in the Shire should therefore be focussed on providing support to the existing Association for organisational development and improvements to existing facilities as a need is identified.

1 2016 Census QuickStats, Australian Bureau of Statistics

2 Queensland Government Population Projections, 2015 edition: Australian Bureau of Statistics - Projected population (medium series) by local government area Queensland

Douglas Netball Association

Membership considerations

- 2017 season playing membership - 194
- Membership trend - declining overall, with the biggest decline being experienced in the senior players

Facilities usage

- Winter season
 - Mid-week fixtures one afternoon/evening each week: All 4 courts in use
 - Training undertaken across 2 courts two evenings each week



Current facilities (tier 3)

Courts

- 4 hard courts, all in good condition and with lighting
- No grass courts
- Inappropriate run-offs around and between courts, with some light poles being only 1 metre from the sideline
- All courts aligned in a north-south orientation

Ancillary facilities

- Large, shared clubhouse facility with toilets/change, and canteen
- Some individual, unshaded bench seats and sloped grass banks around courts for spectators
- Limited sealed parking near netball facilities

Surrounds

- Located within a well maintained and attractive sporting complex with large open grass spaces, but netball footprint seems to have been added as an afterthought where there was some available space



Facility priorities

Medium priority

- Improved spectator facilities with shade
- Improved connections to clubhouse and car parking

Low priority

- Extension of existing small car park



Flinders Shire Council - overview

Population considerations

Current population (2016)¹ - 1,536

Projected population (2036)² - 1,624

Population changes are typified by decreases in residents aged under 65 years with a corresponding increase in the number of residents 65 years and over.

Facility provision

Hughenden is the only association that operates within the Flinders Shire Council. A more detailed analysis of the association is presented in the following section

2016 LGA player membership	LGA population 2016	2016 LGA participation rate	LGA projected population 2036	Projected player membership at LGA participation rate	Projected membership change
99	1,536	6.45%	1,624	105	+6

The population analysis noted above indicates limited potential for additional growth in netball participation.

1 2016 Census QuickStats, Australian Bureau of Statistics

2 Queensland Government Population Projections, 2015 edition: Australian Bureau of Statistics - Projected population (medium series) by local government area Queensland

Hughenden Netball Association

Membership considerations

- 2017 season playing membership - 96
- Membership trend - steady

Facilities usage

- February to May season
 - Mid-week fixtures one night each week
- June to September season
 - Mid-week fixtures one night each week
- Winter season
 - Junior fixtures one afternoon mid-week

Current facilities (tier 4)

Courts

- 1 court indoor facility with rubber surface at the Diggers Entertainment Centre
- The court was re-surfaced in late 2017
- Unfortunately the facility has been constructed with run-offs that are less than preferred (approximately 2.2m)

Ancillary facilities

- Amenities and storage are available within the Centre
- Sealed car park is available at the front of the Centre

Surrounds

- Located in the town's key indoor entertainment facility

Facility priorities

The indoor court space recently underwent significant upgrades with the floor resurfaced and the electricity supplying the lights upgraded. As such, there are no key actions required for this facility



Fraser Coast Regional Council - overview

Population considerations

Current population (2016)¹ - 101,504

Projected population (2036)² - 134,973

Population changes are typified by slight increases in the number of young people combined with significant increases in the proportion of older residents (65 years and above).

Facility provision

Two associations operate within Fraser Coast Regional Council:

- Hervey Bay
- Maryborough.

A more detailed analysis of each association is presented in the following section.

2016 LGA player membership (combined membership of associations)	LGA population 2016	2016 LGA participation rate	LGA projected population 2036	Projected player membership at LGA participation rate	Projected membership change
883	101,504	0.87%	134,973	1,174	+291

The limited increase in netball players projected for the LGA will be met by the two existing associations (albeit with Hervey Bay relocated to the Fraser Coast Sports Precinct).

¹ 2016 Census QuickStats, Australian Bureau of Statistics

² Queensland Government Population Projections, 2015 edition: Australian Bureau of Statistics - Projected population (medium series) by local government area Queensland

Hervey Bay Netball Association

Membership considerations

- ❑ 2017 season playing membership - 631
- ❑ Membership trend - steady. Both junior and senior playing bases have been stable in recent years

Facilities usage

- ❑ Winter season
 - Saturday fixtures. All courts in use
 - Most courts booked for training on every mid-week afternoon/evening

Current facilities (tier 3)

Courts

- ❑ 6 hard courts (all lit). Configured in north-south layout on terraces
- ❑ Generally fair condition - significant cracking, areas of subsidence and inappropriate run-offs

Ancillary facilities

- ❑ Small storage room rented from adjoining PCYC building serves as a canteen and storage area
- ❑ Access to PCYC toilets for Saturday fixtures
- ❑ 4 uncovered tiered grandstands
- ❑ 11 bench seats
- ❑ Large unsealed car park
- ❑ No signage and the venue is quite 'hidden' in behind buildings

Surrounds

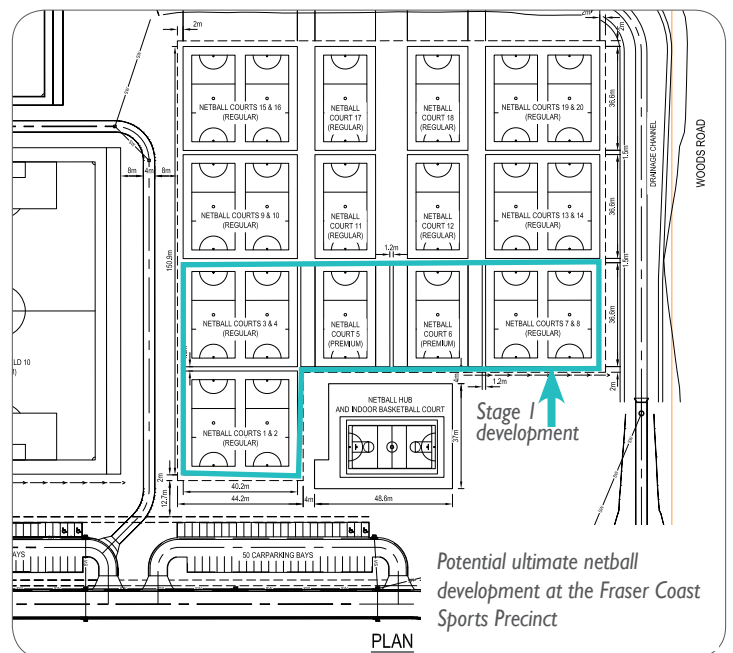
- ❑ Located adjoining a large PCYC, University of the Sunshine Coast and public library

The Association will relocate to the new facility at the Fraser Coast Sports Precinct in 2019. At this point, the venue will include 8 lit courts and a clubhouse. Development of additional courts will depend on growth in the Association



Facility priorities

As the Association is relocating to a new purpose-built facility in 2019, there are no actions required at the existing site



Maryborough Netball Association

Membership considerations

- 2017 season playing membership - 255
- Membership trend - slight growth in both juniors and seniors

Facilities usage

- Winter season
 - Mid-week fixtures one night each week: all 6 hard courts in use
 - Approximately half of the courts are booked for club and representative training two evenings each week

Current facilities (tier 3)

Courts

- 6 hard courts (all lit). Courts configured in a north-east to south-east layout
- The two painted concrete courts are in good condition while the bitumen courts have areas of significant cracking and surface delamination
- The position of one light pole and internal fencing have resulted in inappropriate run-offs around four of the courts

Ancillary facilities

- A large facility at the venue is used as a canteen, storage, administration area and indoor training space
- A small building near the entrance to the venue is used by three clubs for administration and storage
- Public amenities are located near the recreation node to the north-east of the netball facility
- An awning off the corner of the main building 'facing' the courts provides a small amount of shelter
- 2 bench seats
- Appropriate car parking. Approximately 70 sealed off street car parks. Additional car parking available on Cheapside Street

Surrounds

- Located in a large attractive recreation park (that is also home to tennis) with a network of walk/cycle paths

Facility priorities

High priority

- Replace the four bitumen courts

Medium priority

- Relocate the central light pole that is impacting on court run-offs



Over-arching facility planning and development considerations

Limited growth is forecast for the Fraser Coast Regional Council LGA. The new netball facility developed as a stage 1 project at the Fraser Coast Sports Precinct will provide a quality venue for the Hervey Bay Association. Whilst future expansion is planned for this netball facility, this should only be undertaken if significant growth in the Association is achieved.

The Maryborough Association is not large and the six courts appear to be appropriate to accommodate any growth achieved. The four bitumen courts require replacement.

Key facility recommendations - summary

- Hervey Bay Netball Association
 - relocate to the new Fraser Coast Sports Precinct
- Maryborough Netball Association
 - replace the four bitumen courts
 - relocate the central light post to ensure appropriate run-offs



The new courts at the Fraser Coast Sports Precinct taking shape



Gladstone Regional Council - overview

Population considerations

Current population (2016)¹ - 61,640

Projected population (2036)² - 106,302*

Population changes are typified by significant increases across all age groups.

Facility provision

Gladstone is the only association operating within the Gladstone Regional Council area. A more detailed analysis of the Association is presented in the following section.

2016 LGA player membership	LGA population 2016	2016 LGA participation rate	LGA projected population 2036	Projected player membership at LGA participation rate	Projected membership change
736	61,640	1.19%	106,302*	1,245*	+385*

* It is important to note that these population forecasts were published in 2015 when rapid growth was being experienced in Gladstone and was expected to continue. More recently, this growth has eased noticeably, suggesting that these projected figures and the potential impact on netball participation may be somewhat inflated. Further, the 2016 population represented a slight drop from 2015 - far different to the 1,000-2,000 new residents that were being achieved each year between 2006 and 2015.

A clear understanding of population projections is required before significant netball court upgrades are undertaken. The Association noticed a clear participation drop after 2016 and suggest that this reflected a decrease in the Gladstone population. This slide would need to be rectified to warrant investment in new courts.

1 2016 Census QuickStats, Australian Bureau of Statistics

2 Queensland Government Population Projections, 2015 edition: Australian Bureau of Statistics - Projected population (medium series) by local government area Queensland

Gladstone Netball Association

Membership considerations

- 2017 season playing membership - 531
- Membership trend - peak in 2016. Now decreasing

Facilities usage

- Winter season
 - Mid-week fixtures one afternoon/night each week: up to 7 courts in use
 - NetSetGO one mid-week afternoon
 - Regular use for training
- October to December season
 - Mid-week fixtures one evening each week: most courts in use

Current facilities (tier 3)

Courts

- 10 hard courts (all lit although lighting levels are poor). 3 of the courts are considered in such poor condition they are no longer used
- 6 grass courts (all lit)
- All courts are configured north-east to south-west
- Court run-offs are impeded by light poles positioned too close to courts and in the areas between courts

Ancillary facilities

- A large single-storey clubhouse is well-located in a central location. The building includes amenities, canteen, office area and storage.
- An additional storage facility is located near the clubhouse and an awning extension between the two buildings creates a covered area (breezeway) for players and spectators
- 3 small uncovered grandstands
- Formalised nose-in parking on Side Street with additional overflow parking via Railway Street

Surrounds

- Located in one of the City's premier multi-use sport and recreation facilities
- Walk/cycle connections through the park link with residential areas

Facility priorities

High priority

- Reconstruct the three courts that are currently unusable

Medium priority

- Upgrade the existing amenities
- Upgrade court lighting across the hard courts
- Reconfigure the canteen so that it can be opened up to all three sides

Low priority

- Construct additional sealed car parking within the park



City of Gold Coast - overview

Population considerations

Current population (2016)¹ - 555,721

Projected population (2036)² - 866,634

Population changes are typified by slight decreases (of percentages) in all age cohorts 64 years and below, combined with significant increases in the proportion of older residents (65 years and above). However, increases in overall raw numbers across each age cohort are projected.

Facility provision

Four associations operate within the City of Gold Coast LGA:

- Hinterland District
- Northern Gold Coast
- South Coast
- Southport Carrara.

A more detailed analysis of each association is presented in the following section.

2016 LGA player membership (combined membership of associations)	LGA population 2016	2016 LGA participation rate	LGA projected population 2036	Projected player membership at LGA participation rate	Projected membership change
6,230	555,721	1.12%	866,634	9,706	+3,476

The significant population increases projected for the Gold Coast LGA is expected to result in almost 3,500 additional netball players by the year 2036.

Given this large number of additional players, the proposed Pimpama netball facility coming on-line in the near future and the facility issues currently being experienced at existing facilities, a strategic approach to the provision of netball opportunities across the entire LGA will need to be undertaken.

¹ 2016 Census QuickStats, Australian Bureau of Statistics

² Queensland Government Population Projections, 2015 edition: Australian Bureau of Statistics - Projected population (medium series) by local government area Queensland

Hinterland Netball Association

Membership considerations

- ❑ 2017 season playing membership - 1,554
- ❑ Membership trend - growing. Although a small decline overall between 2015 and 2016, significant increases in all ages between 2016 and 2017 (almost doubled).

Facilities usage

- ❑ Heavily used venue throughout the year
- ❑ Mid-week fixtures one night each week: most courts in use
- ❑ Saturday junior fixtures: all courts in use
- ❑ Training undertaken across all available times mid-week
- ❑ Previously used for State Age Championships, NetFest, representative carnivals, club carnivals and NetSetGO carnivals.

Current facilities (tier 3)

Courts

- ❑ 17 hard courts with 11 being lit, and all configured in north-south layout. 6 grass courts
- ❑ Most courts in good condition with appropriate run-offs (but significant cracking on courts 1, 6 and 9)

Ancillary facilities

- ❑ Association has dedicated club room space within large precinct clubhouse, with easy access to toilets
- ❑ Large storage area
- ❑ Access to canteen that is managed by others
- ❑ Tiered, portable spectator seating at various points
- ❑ Large sealed car parking areas available within sports precinct

Surrounds

- ❑ Located within a well maintained and attractive sporting complex
- ❑ Access into site and connectivity throughout is good
- ❑ Overall site maintained by others who communicate well with Association to ensure needs are met

Facility priorities

The Association has indicated that all facilities within the site either meet or exceed their requirements with some exceptions:

High priority

- ❑ Repair cracks and uneven surfaces on courts 1, 6 and 9
- ❑ Grass courts to be relocated due to impact of major tree roots
- ❑ Tiered spectator seating to be shaded



Northern Gold Coast Netball Association

Membership considerations

- 2017 season playing membership - 2,560
- Membership trend - growing. Although a small decline overall between 2015 and 2016, significant increases in both juniors and seniors between 2016 and 2017

Facilities usage

- Winter season
 - Mid-week fixtures two evenings each week: all hard courts in use. Saturday fixtures: all courts in use
 - Training undertaken at every available afternoon/evening time slot mid-week

Current facilities (tier 3)

Courts

- 9 hard courts, all lit but with old fittings
- 9 grass courts
- All hard courts are cracking (some being significant)
- Inappropriate run-offs both between and around courts, especially in regard to light poles

Ancillary facilities

- Large, ageing two-storey clubhouse with shaded areas and incorporating storage (small), canteen, meeting rooms, competition room, umpires' room, first aid room, toilets and change facilities
- Combination of sealed and grass car parking
- Separate public toilet block
- Limited, unshaded bench seats for spectators

Surrounds

- Located within a well maintained sporting complex
- Adequate access into site



Facility priorities

Immediate priority

Resurfacing of hard courts (including investigation into underlying cause of cracking), relocation of light poles and hard surface widening to provide suitable run-offs.

High priority

- Convert at least 6 grass courts to lit hard courts (potentially included as part of the immediate priority project noted above)

Medium priority

- Renovation of toilets and changerooms to modernise and make unisex

Low priority

- Renovate and modernise clubhouse to maximise functionality and meet building code requirements

South Coast Netball Association

Membership considerations

- ❑ 2017 season playing membership - 639
- ❑ Membership trend - steady overall. Although juniors have been growing over recent years, there was a significant decrease in NetSetGO registrations in 2017

Facilities usage

- ❑ Winter season:
 - Mid-week fixtures one night each week: up to 9 courts in use
 - Saturday morning fixtures: up to 6 courts in use
 - Training is undertaken on all evenings mid-week (except fixture night) with up to 8 courts in use



Current facilities (tier 3)

Courts

- ❑ 15 lit hard courts (bitumen), all in good condition, in a north-south orientation
- ❑ 6 grass courts in good condition
- ❑ All run-offs are compliant

Ancillary facilities

- ❑ Medium-sized, single-storey clubhouse (with covered awning facing courts) incorporating toilets and changerooms, canteen, public toilets, meeting and administration spaces and limited storage
- ❑ Some shaded bench seating along outer court edges and clubhouse awning
- ❑ Parking at other areas of sporting complex (shared with other sports) and long grass road verge adjacent to courts

Surrounds

- ❑ Located within a very well maintained and attractive sporting complex, but lack of any natural shade
- ❑ Access around site is good

Facility priorities

Immediate priority

- ❑ Repairs/replacement of clubhouse roof required

Medium priority

- ❑ Development of additional storage space

Low priority

- ❑ Extension of concrete apron from the existing facing the courts and extending roof line



Southport Carrara Netball Association

Membership considerations

- ❑ 2017 season playing membership - 1,923
- ❑ Membership trend - slight decline over recent years in NetSetGO, juniors and seniors

Facilities usage

- ❑ Winter season:
 - Mid-week fixtures three nights each week: up to 10 courts in use
 - Saturday morning fixtures: up to 9 courts in use
 - Training is undertaken one all evenings mid-week (outside fixtures) with up to 8 courts in use

Current facilities (tier 3)

Courts

- ❑ 13 hard (bitumen) courts all in fair condition and lit, but only to low levels
- ❑ No grass courts
- ❑ Significantly short run-offs adjacent to hard infrastructure (light poles, brick walls)
- ❑ All courts configured in north-south layout
- ❑ Cracks along some court edges

Ancillary facilities

- ❑ Large, two-storey clubhouse incorporating administration, storage, canteen, amenities and very large covered areas for spectators and wet weather training options
- ❑ Some tiered bench seating for spectators (unshaded)
- ❑ Sealed car parking areas, but inadequate at peak use times
- ❑ Male public toilets about to be upgraded (including additional club storage)

Surrounds

- ❑ Limited to grass verge around courts
- ❑ Site completely at capacity with existing infrastructure park facilities



Facility priorities

High priority

- ❑ Courts need upgrading and work will need to include a reduction in the total number of courts due to site constraints and existing short run-offs

Medium priority

- ❑ Lighting upgrade to ensure standards are met

Over-arching facility planning and development considerations

The City of Gold Coast LGA is set to experience significant population growth resulting in almost 3,500 additional netball players by 2036. The four existing associations and their respective facilities are, however, generally well placed to cope with this projected growth, subject to various facility improvements. In addition to these associations, the planned netball facility at Pimpama (12 courts within approximately two years) will be in a position to absorb demand for that growth area of the Gold Coast, as is the existing Beenleigh Association (although officially in Logan City LGA) to absorb growth in the far northern aspects of the Gold Coast LGA. Further demand in the north will also be met in the future through additional lighting at Hinterland Association (Mudgeeraba) and additional hard courts at the Northern Gold Coast Association (Runaway Bay).

Many of the proposed facility improvements are repairs/resurfacing/replacing existing courts due to their current condition. Where these repairs are required at courts that are not at the end of the usual replacement period (between 7-10 years), it is advised that detailed investigations be undertaken to determine the underlying cause of consistent cracking. While this can be the result of poor workmanship in the first place, unstable ground conditions often lead to such damage and, if not addressed appropriately, the problem will continue to occur. In these cases, investment in treating the problem properly will result in ongoing savings.

In addition to the proposed facility improvements, ongoing support will need to be provided to the Associations to cope with growth, especially in regard to facility management and specifically, the issue of court use/programming. As venues near capacity under the current programming, alternative delivery options may need to be investigated, including the consideration of evening/night competitions during the week.



Key facility recommendations - summary

- Hinterland District Netball Association
 - repair cracks and uneven surfaces
 - grass courts to be relocated
 - tiered spectator seating to be shaded
- Northern Gold Coast Netball Association
 - resurfacing of hard courts, light pole relocation and hard surface widening
 - conversion of grass courts to hard courts
- South Coast Netball Association
 - repairs/replacement of clubhouse roof required
- Southport Carrara Netball Association
 - courts upgrade (including a reduction in the total number of courts due to site constraints and existing short run-offs)

Goondiwindi Regional Council - overview

Population considerations

Current population (2016)¹ - 10,630

Projected population (2036)² - 11,474

Population changes are typified by slight decreases in the number of young people combined with significant increases in the proportion of older residents (65 years and above).

Facility provision

Goondiwindi is the only netball association operating within the Council boundaries. A more detailed analysis of this association is presented in the following section.

2016 LGA player membership	LGA population 2016	2016 LGA participation rate	LGA projected population 2036	Projected player membership at LGA participation rate	Projected membership change
305	10,630	2.87%	11,474	329	+24

As highlighted in the table above, limited growth is projected for this netball association (through population increases alone).

1 2016 Census QuickStats, Australian Bureau of Statistics

2 Queensland Government Population Projections, 2015 edition: Australian Bureau of Statistics - Projected population (medium series) by local government area Queensland

Goondiwindi Netball Association

Membership considerations

- ❑ 2017 season playing membership - 426
- ❑ Membership trend - growth in juniors, steady in seniors

Facilities usage

- ❑ Winter season
 - Senior mid-week fixtures one night each week: use three courts
 - Intermediate mid-week fixtures one night each week: all courts used
 - Junior fixtures Saturday morning: all courts used

Current facilities (tier 3)

Courts

- ❑ 4 hard courts (all lit) and access to 6 temporary grass courts on the adjoining AFL field in order to host inter-district events. Courts are configured in a north-south layout
- ❑ The courts are in good condition having only been re-surfaced in 2014. All run-offs meet expectations

Ancillary facilities

- ❑ Large shared single-storey clubhouse (incorporating amenities, changerooms, first aid room, canteen and storage areas)
- ❑ Awning extension along the southern and eastern sides of the clubhouse provides covered viewing
- ❑ Covered grandstand located centrally provides an additional shaded area for spectators
- ❑ 2 uncovered grandstands and 5 aluminium bench seats
- ❑ Suitable car parking. Approximately 190 sealed spaces attached to the facility. Additional parking is available in surrounding streets and in the large PCYC car park directly across the road from the site

Surrounds

- ❑ Located in a heavily used sports precinct providing the home for rugby, AFL, cricket and little athletics
- ❑ Walk/cycle paths and the adjoining river-side walk link the facility with the residential areas in town

Facility priorities

With a quality facility, limited expectations of growth and a supportive Council, there are no key facility actions or future planning considerations required to support the Goondiwindi Netball Association at this venue



Gympie Regional Council - overview

Population considerations

Current population (2016)¹ - 49,559

Projected population (2036)² - 60,570

Population changes are typified by slight increases in the number of young people combined with significant increases in the proportion of older residents (65 years and above).

Facility provision

Gympie and Districts is the only association that operates within Gympie Regional Council. A more detailed analysis of the association is presented in the following section.

2016 LGA player membership	LGA population 2016	2016 LGA participation rate	LGA projected population 2036	Projected player membership at LGA participation rate	Projected membership change
382	49,559	0.77%	60,570	466	+84

Limited increases in netball participation are forecast for the Gympie Region LGA from population increases alone.

1 2016 Census QuickStats, Australian Bureau of Statistics

2 Queensland Government Population Projections, 2015 edition: Australian Bureau of Statistics - Projected population (medium series) by local government area Queensland

Gympie and Districts Netball Association

Membership considerations

- 2017 season playing membership - 394
- Membership trend - fluctuating. 2016 membership was 382 while 2015 membership was 537

Facilities usage

- Winter season
 - Mid-week fixtures two night each week: all 6 hard courts in use one night and 4 courts in use for mixed fixtures
 - Most hard courts booked for training on remaining afternoons/evenings mid-week
- Regular use for school netball



Current facilities (tier 3)

Courts

- 6 hard courts (all lit) and grass training area (not lit). Configured in a north-east to south-west layout
- The courts are in poor condition with significant cracking, areas of subsidence and inappropriate run-offs

Ancillary facilities

- Single-storey clubhouse (incorporating administration area and canteen)
- Amenities building
- Storage facility
- 2 covered grandstands and a single covered bench seat provide areas of shade
- Limited car parking. 54 sealed spaces and small unsealed area adjoining the facility

Surrounds

- Located near to the highway but hidden in behind a stand of mature trees
- The site adjoins the Mary River and is significantly impacted during flooding events



Facility priorities

The existing site is highly constrained with no scope for expansion and little opportunity to improve run-offs. With the site also flood impacted, preference is to develop a new home at an alternate site. The actions listed below, represent priorities if re-location cannot be achieved.

High priority

- Re-surface all 6 hard courts
- Upgrade the lighting to necessary standards for match conditions



Hinchinbrook Shire Council - overview

Population considerations

Current population (2016)¹ - 10,885

Projected population (2036)² - 9,636

The Shire's total population is expected to decline over the next 20 years by just over 1,000 people. Significantly, there will be approximately 500 less people aged 0-14 years and approximately 300 less people aged 15-24 years.

Facility provision

The Herbert River Netball Association (located in Ingham) is the only association operating within the LGA. A more detailed analysis of this association is presented in the following section.

2016 LGA player membership (combined membership of associations)	LGA population 2016	2016 LGA participation rate	LGA projected population 2036	Projected player membership at LGA participation rate	Projected membership change
222	10,885	2.04%	9,636	197	-25

There is expected to be 25 less netball members across the Hinchinbrook Shire by 2036, and therefore, there will not be a need for additional netball facilities. Supporting the development of the sport in the Shire should be focussed on providing support to the existing Association for organisational development and improvements to existing facilities if a future need is identified.

¹ 2016 Census QuickStats, Australian Bureau of Statistics

² Queensland Government Population Projections, 2015 edition: Australian Bureau of Statistics - Projected population (medium series) by local government area Queensland

Herbert River Netball Association

Membership considerations

- ❑ 2017 season playing membership - 258
- ❑ Membership trend - steady, with small growth overall over recent years, but with a slight decline in junior players

Facilities usage

- ❑ Winter season
 - Mid-week fixtures one night each week: all 6 hard courts in use
 - Most courts used for training one mid-week afternoon/evening

Current facilities (tier 3)

Courts

- ❑ 6 hard courts, with lighting (non-compliant), in below average condition with cracking, especially around outer edges
- ❑ 2 grass courts (modified)
- ❑ Run-offs lengthways between courts inadequate as are those around outside of courts, due to light poles
- ❑ All hard courts in a north-south orientation

Ancillary facilities

- ❑ Small clubhouse (relocatable) incorporating office and meeting space with a separate (attached) canteen building
- ❑ Remodelled toilets incorporating shower and change facilities
- ❑ Storage room at the rear of toilet block
- ❑ No spectator seating, but some shade trees on site within grass surrounds
- ❑ Unsealed, off-street parking

Surrounds

- ❑ Located centrally to the town and easily accessible
- ❑ Attractive site due to grass surrounds and trees

Facility priorities

High priority

- ❑ Upgrade court lighting and poles

Medium priority

- ❑ Repair and resurface cracked courts
- ❑ Replace existing clubhouse with more functional building



Ipswich City Council - overview

Population considerations

Current population (2016)¹ - 193,733

Projected population (2036)² - 484,716

Population changes are typified by significant increases across all sectors of the community.

Facility provision

Two associations operate within Ipswich City Council:

- Goodna
- Ipswich.

A more detailed analysis of each association is presented in the following section.

2016 LGA player membership (combined membership of associations)	LGA population 2016	2016 LGA participation rate	LGA projected population 2036	Projected player membership at LGA participation rate	Projected membership change
1,605*	193,733	0.83%	484,716	4,016	+2,411

*It is acknowledged that there will be members playing at these associations who live outside the Ipswich City Council area. However, this is somewhat balanced by Ipswich City Council residents playing outside the LGA at associations such as Western Districts and Laidley.

Ipswich incorporates a number of the largest urban growth areas for the State (Ripley, Rosewood, Springfield Lakes and Bellbird Park-Brookwater). This growth is projected to see at least an additional 2,400 netball members across the Ipswich City LGA by 2036. Clearly, careful planning at association-level is required to ensure expected demand is met.

1 2016 Census QuickStats, Australian Bureau of Statistics

2 Queensland Government Population Projections, 2015 edition: Australian Bureau of Statistics - Projected population (medium series) by local government area Queensland

Goodna Netball Association

Membership considerations

- 2017 season playing membership - 192
- Membership trend - steady

Facilities usage

- Winter season
 - Mid-week fixtures one night each week: up to 4 courts in use
 - Saturday morning NetSetGO
 - Up to 4 courts used for training three nights each week
- Regular use for school netball

Current facilities (tier 3)

Courts

- 6 hard courts (all lit with recent LED upgrade). All courts configured in north-south layout
- The courts are in good condition, however, have inappropriate run-offs

Ancillary facilities

- Amenities building
- Canteen
- Small awning in front of the canteen and a larger awning linking the canteen and amenities
- Tiered seating along the northern end of the venue
- Suitable on-road sealed and unsealed car parking

Surrounds

- Located in a multi-sport complex (Evan Marginson Park) that is also home to rugby union, little athletics, bowls and a fitness centre
- Pathways are available throughout the venue linking key nodes


Facility priorities

High priority

- Update the amenities facilities

Medium priority

- Re-surface the courts with an acrylic surface
- Construct additional seating areas for spectators



Ipswich Netball Association

Membership considerations

- 2017 season playing membership - 1,456
- Membership trend - slight growth in juniors

Facilities usage

- Winter season
 - Saturday fixtures: most courts in use throughout the four rounds of fixtures
 - Most courts are booked for training Monday to Thursday each week
- Regular use for school netball

Current facilities (tier 2b)

Courts

- 24 hard courts (all lit). Configured north-south
- The courts are in good condition (only the four courts in the north-east corner are showing any significant cracking). Areas of rust coming through the surface due to a poor sub-surface are a concern
- Courts have appropriate run-offs

Ancillary facilities

- Large single-storey clubhouse with adjoining double-storey building (incorporating amenities, administration areas, canteen, storage areas and game day control room)
- Storage shed
- Amenities building
- Covered tiered seating in front of the canteen area
- Appropriate car parking. Approximately 150 sealed spaces and additional overflow areas
- The Association has recently attracted State Government funding to construct a large amenities building that will ensure suitable access to toilets

Surrounds

- Located in a very busy sport and recreation precinct (including athletics, AFL, cricket, PCYC and a regional-level recreation park)
- Network of walk/cycle paths link key areas



Facility priorities

High priority

- Re-construct the four courts in the north-east corner (investigate opportunities to reduce impacts of seepage from the raised area to the east)
- Update the canteen

Medium priority

- Develop additional covered spectator seating around the perimeter of the facility
- Formalise the car park to the south of the clubhouse

Low priority

- Develop a second-storey function room (training space and social area) on top of the clubhouse



Over-arching facility planning and development considerations

Exceptional growth is projected for the Ipswich City Council area. Indeed, four of the State's top ten largest growth areas are all located within the LGA. This growth is forecast to see an increase of more than 2,400 players by 2036 - equivalent of an entire new association. While there is some capacity for additional membership at the existing associations (Goodna and Ipswich), they will not cater for all of the expected growth in the sport.

Fortunately, a new 16-court venue being constructed in Springfield South is due for completion in 2019. This venue will have the capacity to host a new association (with more than 2,000 players). It is anticipated that, together, these three associations in Ipswich will meet the forecast demand.

Key facility recommendations - summary

- Goodna Netball Association
 - update the amenities
- Ipswich Netball Association
 - construct a new amenities facility (recently funded)
 - reconstruct the four damaged courts in the north-east corner of the site



Isaac Regional Council - overview

Population considerations

Current population (2016)¹ - 20,940

Projected population (2036)² - 31,933

Population changes are typified by continuing increases in the number of young families (e.g. children 0-14 years and people 25-44 years).

Facility provision

Three associations operate within Isaac Regional Council:

- Clermont
- Middlemount (Community Sports)
- Moranbah.

A more detailed analysis of each association is presented in the following section.

2016* LGA player membership (combined membership of associations)	LGA population 2016	2016 LGA participation rate	LGA projected population 2036	Projected player membership at LGA participation rate	Projected membership change
550	20,940	2.63%	31,933	840	+290

*the Clermont Netball Association only reformed in 2018. So membership data from this year has been included in the analysis

The population analysis noted above indicates potential for significant player increases for the Council area. It is important to recognise that future mining-related directions will have a vast impact on participation rates and should be closely considered before any major netball upgrades or new developments are considered.

1 2016 Census QuickStats, Australian Bureau of Statistics

2 Queensland Government Population Projections, 2015 edition: Australian Bureau of Statistics - Projected population (medium series) by local government area Queensland



Clermont Netball Association

Membership considerations

- ❑ 2018 season playing membership - 120
- ❑ Membership trend - re-formed Association in 2018

Facilities usage

- ❑ Winter season
 - Mid-week senior fixtures one evening each week. Two courts in use
 - Junior training two mid-week afternoons each week
 - Junior fun games conducted monthly on a mid-week afternoon

Current facilities

Courts

- ❑ 3 full-size and 2 smaller-size hard courts (all lit). Configured in north-south layout
- ❑ Courts are in good condition as they were recently re-surfaced and have appropriate run-offs

Ancillary facilities

- ❑ Multi-purpose shed facility divided into three sections that incorporate a small storage area, central covered gathering space and kiosk
- ❑ Public toilet facility is shared with adjoining rugby league facility
- ❑ Large sealed and unsealed areas for car parking

Surrounds

- ❑ Located in a key sports facility that includes tennis, basketball, rugby league and cricket



Facility priorities

High priority

- ❑ Provide additional storage through construction of a storage shed (or provision of a storage container)

Medium priority

- ❑ Upgrade the fit-out within the kiosk end of the multi-purpose shed to meet requirements for food preparation



Middlemount Community Sports Netball Association

Membership considerations

- ❑ 2017 season playing membership - 63
- ❑ Membership trend - steady. Participation varies largely as transient families move in and out of town

Facilities usage

- ❑ Winter season
 - Mid-week fixture one afternoon/evening each week. Two courts in use
 - Two additional afternoons mid-week for training and NetSetGO



Current facilities

Courts

- ❑ 2 hard courts (both lit). Configured in north-south layout
- ❑ 2 additional dual-marked basketball courts that are only ever used when playing numbers are particularly high
- ❑ Generally good condition - courts were re-surfaced in 2017. Run-offs are inappropriate along the north-west boundary (where the court is too close to the fence) and in the south-east corner (where the court surface drops off significantly down to grass level)

Ancillary facilities

- ❑ Small single-storey clubhouse with small canteen, amenities, match office and limited storage
- ❑ Two uncovered picnic tables
- ❑ Large unsealed areas for car parking

Surrounds

- ❑ Located in a key recreation area with basketball courts and covered skate facility

Facility priorities

High priority

- ❑ Relocate the fence along the north-west boundary to ensure suitable run-offs
- ❑ Build up the area immediately outside the hard court space in the south-east corner of the site to ensure appropriate run-offs
- ❑ Provide shaded seating for players and spectators

Medium priority

- ❑ Reconfigure the internal layout of the clubhouse. Look to increase the floor space for the canteen and for storage while removing the change facilities that are not required



Moranbah Netball Association

Membership considerations

- 2017 season playing membership - 236
- Membership trend - growth in juniors, seniors steady. Construction of new courts is expected to see increased enthusiasm for the sport

Facilities usage

- Winter season
 - Mid-week fixtures two afternoon/nights each week: All courts in use
 - Sunday junior fixtures: All courts in use

Current facilities (tier 3)

Courts

- Council has recently constructed a new lit 4-court facility
- Courts are configured in a north-south layout
- The courts have been designed with appropriate run-offs and additional 3m wide spectator areas

Ancillary facilities

- Single-storey clubhouse (incorporating administration area, amenities, storage and canteen). The clubhouse is in poor condition
- An awning on the northern side of the clubhouse provides a small amount of shade for spectators
- A large sealed car park is located immediately north of the netball facility and is shared by other uses of the complex

Surrounds

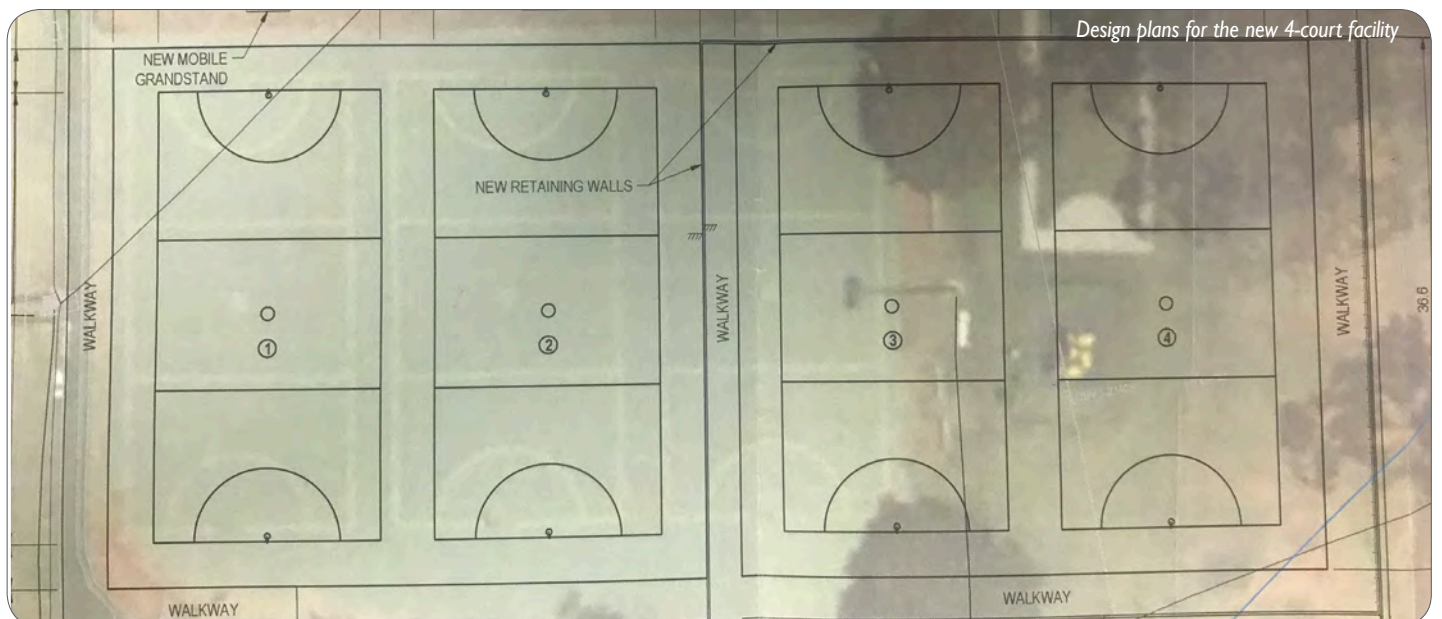
- Located in a large multi-sport facility providing for AFL, cricket, rugby league, football and gymnastics

Facility priorities

With the playing facilities recently upgraded to a high standard, consideration only needs to be given to ancillary facilities:

Medium priority

- Demolish the clubhouse and re-build a suitable facility incorporating canteen, administration area, amenities, storage, social area and outdoor covered area



Design plans for the new 4-court facility

Over-arching facility planning and development considerations

All of the associations within Isaac Regional Council have adequate court numbers to meet current and any future demand (depending on workforce-related impacts from mining operations). With the Moranbah facility constructed in 2018 and surface upgrades undertaken at Middlemount and Clermont recently, the court surfaces are also of high quality.

The primary concern for both associations is the need for a club building that meets the needs of netball. In Middlemount, internal upgrades are required whilst in Moranbah a complete re-build would appear to be a more appropriate outcome. For Clermont, additional storage is required and an upgrade to the kiosk would allow for food preparation.

Key facility recommendations - summary

- Clermont Netball Association
 - Provide additional storage
- Middlemount Community Sports Netball Association
 - undertake minor upgrades to provide appropriate run-offs
 - provide shaded spectator areas
 - reconfigure the existing clubhouse
- Moranbah Netball Association
 - Develop a new clubhouse





Livingstone Shire Council - overview

Population considerations

Current population (2016)¹ - 36,272

Projected population (2036)² - 57,042

Population changes are typified by increases in the number of young people combined with extraordinary increases in the number of older residents (65 years and above).

Facility provision

Capricorn Coast (in Yeppoon) is the only netball association operating within the Council boundaries. A more detailed analysis of this association is presented in the following section.

2016 LGA player membership	LGA population 2016	2016 LGA participation rate	LGA projected population 2036	Projected player membership at LGA participation rate	Projected membership change
574	36,272	1.58%	57,042	901	+327

A projected increase of more than 300 players represents a significant change for the area that requires closely considered planning.

The recently developed home of netball for the Capricorn Coast at Barmaryee Sports Complex is a high quality venue. The facility has been designed well to accommodate future expansion. Indeed, the design intent was for a facility that would ultimately provide 16 lit hard courts with a view to attracting a State Age event. With requirements for this event now expanding to 20 courts, alternate events will be sought if the facility is fully developed.

A facility with 8 lit hard courts (once the remaining two courts are constructed) and 8 grass courts supported by suitable amenities, canteen and the existing match day/administration area will have the capacity to meet the demand associated with the increased participation that population projections indicate.

1 2016 Census QuickStats, Australian Bureau of Statistics

2 Queensland Government Population Projections, 2015 edition: Australian Bureau of Statistics - Projected population (medium series) by local government area Queensland

Capricorn Coast Netball Association

Membership considerations

- 2017 season playing membership - 526
- Membership trend - steady

Facilities usage

- Winter season
 - Senior and cadet mid-week fixtures one night each week: use all hard courts
 - Junior mid-week fixtures: all hard courts used
 - Mid-week school sport one afternoon each week
 - Mid-week club and representative training

Current facilities (tier 3)

Courts

- 6 hard courts (all lit) and 8 grass courts (not lit). All courts are configured in a north-south layout
- The courts are in very good condition having only been constructed in 2016. Run-offs have been well-designed as large spaces with different coloured surfacing clearly designating the court (and umpire) area and the spectators area
- The facility has been designed to accommodate a total of 8 hard courts. The area remaining for two additional hard courts has already been lit

Ancillary facilities

- Large single-storey clubhouse shared with rugby league (incorporating amenities, changerooms, first aid room, umpires' room, canteen and storage areas)
- Match day and office 'hut' with awning extension
- Uncovered grandstand seating
- Bench seating in the spectator zones between banks of courts
- Suitable car parking. 108 sealed spaces attached to the facility. Additional overflow parking is available along the entry road and surrounding playing fields

Surrounds

- Barmaryee Sports Complex is a multi-sport venue providing for rugby league, touch and netball



Facility priorities

High priority

- Establish spectator shade around the banks of courts
- Complete construction of the two remaining hard courts

Medium priority

- Develop an amenities and canteen facility for netball

Lockyer Valley Regional Council - overview

Population considerations

Current population (2016)¹ - 38,609

Projected population (2036)² - 57,225

Population changes are typified by continuing increases in the number of young people combined with significant increases in the proportion of older residents (65 years and above).

Facility provision

Two associations operate within Lockyer Valley Regional Council:

- Laidley and Districts
- Lockyer Vallley.

A more detailed analysis of each association is presented in the following section.

2016 LGA player membership (combined membership of associations)	LGA population 2016	2016 LGA participation rate	LGA projected population 2036	Projected player membership at LGA participation rate	Projected membership change
256*	38,609	0.66%	57,225	378	+122

*It is acknowledged that there will be members playing at these Associations who live outside the Lockyer Valley Regional Council area. However, this is somewhat balanced by residents playing outside the LGA at associations such as Ipswich, Highfields and Toowoomba.

Significant growth is not projected for these two netball associations (through population increases alone).

1 2016 Census QuickStats, Australian Bureau of Statistics

2 Queensland Government Population Projections, 2015 edition: Australian Bureau of Statistics - Projected population (medium series) by local government area Queensland

Laidley and Districts Netball Association

Membership considerations

- 2017 season playing membership - 27*
- Membership trend - slight growth*
- *The Association hosts a successful mid-week social ladies competition that attracts almost 200 players. (These players are not affiliated with Netball Queensland)

Facilities usage

- Winter season
 - Mid-week junior and senior fixtures one afternoon/evening each week: 6 hard courts in use

Current facilities (tier 3)

Courts

- 6 hard courts (all lit) and 3 temporary grass courts that are only marked when required for carnivals. All courts configured in north-south layout
- The hard courts have only recently been re-surfaced and are in good condition. Additionally, the courts have appropriate run-offs

Ancillary facilities

- Large single-storey clubhouse shared with football (incorporating canteen, storage and amenities)
- Storage shed shared with football
- An awning extension on the eastern end of the clubhouse provides a small amount of spectator cover. A small picnic shelter is also located on the western side of the courts
- Significant car parking - 6 sealed car parks adjoining the netball facility, 75 sealed car parks located on the road facing the netball facility. Additional on-street parking in surrounding streets

Surrounds

- Located in a large multi-sport and recreation precinct
- A series of walk/cycle paths link the key facilities within the site

Facility priorities

High priority

- Ensure suitable overflow car parking is provided within the precinct for carnivals

Medium priority

- Establish three additional hard courts to meet demand for annual carnivals



Lockyer Valley Netball Association

Membership considerations

- 2017 season playing membership - 66*
- Membership trend - steady
- * The Association hosts a successful mid-week social competition that attracts approximately 200 players. (These players are not affiliated with Netball Queensland)

Facilities usage

- Winter season
 - Saturday junior fixtures: conducted for 2-3 hours using up to 4 courts
 - Mid-week fixtures one night each week: conducted at the indoor sports centre

Current facilities (tier 3)

Courts

- 2 hard courts (not lit) and 7 grass courts (not lit). Configured in north-south layout
- The hard courts were only re-surfaced two years ago and are in excellent condition with appropriate run-offs. The grass courts are also well maintained and have appropriate run-offs

Ancillary facilities

- Amenities building (shared with AFL and cricket)
- Canteen with awning extension
- Storage facility shared with cricket
- Awning between the storage facility and amenities
- 4 large shade structures with seating
- Additional, picnic tables and benches
- Significant car parking - 170 sealed spaces near to the netball facility with additional sealed parking slightly closer to the rugby league/cricket facility

Surrounds

- Located in Gatton's premier outdoor multi-sport facility (netball, rugby league, AFL, cricket and touch football)

Facility priorities

High priority

- Light the two hard courts and four grass courts to provide for evening training and the mid-week senior fixtures

Medium priority

- Convert four of the grass courts to hard courts



Over-arching facility planning and development considerations

Both the Laidley & Districts and Lockyer Valley Netball Associations are located at the recognised premier outdoor multi-sport venues for their towns. Importantly, each has opportunities for expansion within their existing footprints. Ultimate development at the Laidley and Gatton facilities would be (up to) nine hard courts each (however, it is unlikely that local demand would require this many courts). This would ensure that each was well-equipped for hosting inter-district carnivals and to accommodate any potential growth achieved. Being located between two large and successful associations - Toowoomba and Ipswich and with limited growth projected for the Council area, significant membership changes are not projected for either Laidley & Districts nor Lockyer Valley.

Key facility recommendations - summary

- Laidley and Districts Netball Association
 - ensure suitable overflow car parking is provided
 - establish three additional hard courts
- Lockyer Valley Netball Association
 - light the two hard courts and four grass courts
 - convert four of the grass courts to hard courts



Logan City Council - overview

Population considerations

Current population (2016)¹ - 303,386

Projected population (2036)² - 490,522

Significant population growth is expected across the Logan LGA. Although the majority of growth is expected in the number of people aged over 65 years, of particular relevance is the expected additional number of people aged 0-14 years (almost 20,000) and those aged 15-24 years (over 20,000).

Facility provision

Five associations operate within the Logan City Council LGA:

- Beenleigh
- Cornubia Park (formerly Shailer Park)
- Jimboomba
- Logan City
- Underwood Park.

A more detailed analysis of each association is presented in the following section.

2016 LGA player membership (combined membership of associations)	LGA population 2016	2016 LGA participation rate	LGA projected population 2036	Projected player membership at LGA participation rate	Projected membership change
2,295	303,386	0.76%	490,522	3,728	+1,433

With more than 1,400 additional netball members projected across the Logan City LGA by 2036, and several significant growth areas within the City having been identified (e.g. Flagstone, Jimboomba, Park Ridge and Yarrabilba), careful planning at an LGA-wide level is required to ensure expected demand is met.

1 2016 Census QuickStats, Australian Bureau of Statistics

2 Queensland Government Population Projections, 2015 edition: Australian Bureau of Statistics - Projected population (medium series) by local government area Queensland

Beenleigh Netball Association

Membership considerations

- 2017 season playing membership - 69*
- Membership trend - steady. Association is working with local schools to increase their programs which is hoped will result in increased awareness and subsequent memberships
- *The Association hosts a successful mid-week social competition. (These players are not affiliated with Netball Queensland)

Facilities usage (tier 3)

- Year-round
 - Mid-week fixtures one evening each week: six courts in use. Saturday morning fixtures: six courts in use
 - Training one mid-week evening each week and Saturday mornings: nine courts in use
- Regular school and community use throughout the winter season

Current facilities (tier 3)

Courts

- 9 hard courts (all lit, but not to Australian Standards)
- Configured in a north-south layout
- Courts are in generally good condition
- Run-offs are appropriate
- All 9 courts are of a suitable standard for competition and training and have Laykold surfaces, believed by the Association to be a better surface than most (especially when wet)

Ancillary facilities

- Ageing clubhouse incorporating toilets, small canteen, limited storage and administration
- Shaded, tiered seating at front of clubhouse, overlooking courts
- Limited car parking available (approximately 45 spaces), subject to 'hooning'

Surrounds

- Heavily constrained site due to topography, adjacent creek and residences
- grassy sloped areas surrounding courts provide unshaded spectator opportunities

Facility priorities

High priority

- In liaison with Council, investigate stability of clubhouse and undertake necessary actions
- Renovations of clubhouse to include meeting room and additional storage

Medium priority

- Installation of shaded areas and seating around site to cater for players, officials and spectators/parents



Cornubia Park Netball Association

Membership considerations

- 2017 season playing membership - 715
- Membership trend - increasing but facility at capacity resulting in the need to contain future growth

Facilities usage

- Year-round
 - Saturday fixtures: all courts in use
 - Monday-Friday afternoons/evenings for training
- Only 4 of the 7 hard courts are lit and therefore available for night use

Current facilities (tier 3)

Courts

- 7 hard courts (4 lit)
- Configured in a north-south layout
- All courts in average condition but well maintained
- All current run-offs are adequate

Ancillary facilities

- Modern, functional clubhouse incorporating office, canteen, equipment room and first aid room
- Shared toilet block with adjacent football club
- 3 covered spectator areas
- 2 small storage sheds
- Car parking available within Cornubia Park site, but inadequate at peak use times

Surrounds

- Well maintained and attractive with no natural shade
- Within the Cornubia Park precinct (shared with large football club, indoor sports centre and school), and heavily constrained with no opportunity for expansion

Facility priorities

High priority

- Resurfacing of courts, including addressing the issue of water ingress to avoid future issue
- Additional lighting on 3 remaining courts

Medium priority

- Increased shade provision across the site



Jimboomba Netball Association

Membership considerations

- ❑ 2017 season playing membership - 408
- ❑ Membership trend - steady growth, especially over recent years and set to continue due to significant projected population growth and modern attractive facility

Facilities usage

- ❑ Year-round
 - Ladies fixtures conducted at Logan Metro indoor sports centre one mid-week night each week
- ❑ Winter season
 - Saturday fixtures: up to 9 courts in use
 - Training conducted at least four afternoons each week: up to 6 courts in use

Current facilities (tier 3)

Courts

- ❑ 6 hard courts (none lit), 8 grass courts and 4 bitumen courts
- ❑ All courts configured in north-south layout
- ❑ The hard courts are only five years old and are in good condition with adequate run-offs

Ancillary facilities

- ❑ New, modern clubhouse that has a highly functional design incorporating a large multi-purpose space, administration area, first aid room, storage areas, canteen and amenities
- ❑ Limited dedicated spectator areas and very little shade
- ❑ Car parking is available throughout the Jimboomba Park sporting precinct but is over capacity at peak use times and is limited in close proximity to the netball facility

Surrounds

- ❑ Located in a popular multi-sport precinct
- ❑ Future expansion of the netball site is constrained by the topography of the site, existing infrastructure and bushland within/adjacent to the sporting precinct



Facility priorities

Immediate priority

Court lighting to allow more flexible programming of courts

Medium priority

- ❑ Convert at least two grass courts to hard courts
- ❑ Shaded spectator/player areas should be incorporated around site with consideration given to any new courts being developed

Logan City Netball Association

Membership considerations

- 2017 season playing membership - 175
- Membership trend - declining. A significant fall over past 2-3 years, most likely due to number of competing Associations within the region

Facilities usage

- Year-round
 - fixtures held on Saturdays, and on two mid-week evenings: up to 4 courts in use
 - training occurs at least 3 evenings mid-week: up to 4 courts in use
- Only 9 of the 22 hard courts are able to be used due to court condition



Current facilities (tier 3 in current condition)

Courts

- 22 hard courts (12 lit), but only nine are up to standard
- Configured in a north-south layout
- Courts are in generally poor-average condition
- Most run-offs are appropriate

Ancillary facilities

- Large, functional clubhouse incorporating toilets, canteen, storage and administration all within an uninviting fenced (with barbed wire) compound
- One shaded gathering area within the compound
- Approximately 90 sealed car parks along entry road

Surrounds

- Bounded by a creek, residences and shops, the site is generally barren with very limited shade

Facility priorities

Immediate priority

Investigate:

- Opportunities to reduce the number of courts to a maximum of 14-16 courts and focus on those courts meeting all of the required standards (including run-offs), OR
- The possible relocation of the Association to a growth area of the City

High priority

- Construct a new amenities building (recently attracted State Government funding)
- Improved court and security lighting



Underwood Park Netball Association

Membership considerations

- ❑ 2017 season playing membership - 1,163
- ❑ Membership trend - significant growth, especially over recent years and in the junior and NetSetGO players

Facilities usage

- ❑ Winter season
 - Saturday fixtures: up to 12 courts in use
 - Training occurs up to four evenings mid-week: all hard courts in use

Current facilities (tier 3)

Courts

- ❑ 6 hard courts (all lit) and 7 grass courts (limited spill lighting)
- ❑ All courts configured in a north-south layout
- ❑ The hard courts are relatively new and are in excellent condition with adequate run-offs.

Ancillary facilities

- ❑ Small single-storey clubhouse (incorporating administration area, first aid room, storage areas, canteen and amenities) and connected storage shed
- ❑ A large, terraced area, covered with large shade sails, overlooks the hard courts from the clubhouse providing a functional and attractive spectator area
- ❑ Car parking is available throughout the Underwood Park sporting precinct but is over capacity at peak use times

Surrounds

- ❑ Located in a popular multi-sport precinct
- ❑ Future expansion of the netball site is constrained by the topography of the site and existing infrastructure within the sporting precinct
- ❑ A series of walk/cycle paths link the key facilities within the site



Facility priorities

High priority

- ❑ Improvements/extensions to existing clubhouse will be required to cope with current growth
- ❑ Opportunity exists to increase the number of hard courts, likely at the expense of existing grass courts

Low priority

- ❑ Further courts could be developed within the sports precinct, but not immediately adjacent to existing netball facilities

Over-arching facility planning and development considerations

The significant projected population growth of Logan City is expected to result in an additional 1,400 netball players by the year 2036. As a result, careful planning needs to be undertaken to ensure the continued development of the sport across the City. The Park Ridge and surrounds area has been identified as one of the key growth areas of the City, and at present, this area is not directly serviced by a netball facility or association. The closest existing facilities to this growth area are at Jimboomba and Logan City (Woodridge), almost 20km away.

Further to this is the steady decline of the Logan City Netball Association, which is not fully utilising the existing courts at Ewing Park, Woodridge. It is therefore suggested that investigation be undertaken regarding the possible relocation of the Logan City Association to a new location within the Browns Plains/Park Ridge area. The advantage of including Browns Plains in the investigations is that it is relatively close to Woodridge (to continue to service existing members) and still positioned to service the growth in Park Ridge and surrounds growth area. (While the Woodridge area is forecast for limited population growth (less than 2,000), the Park Ridge catchment is expected to increase by up to 25,000 new residents).

Investigations will also need to consider the impact of such a proposal on the ongoing viability of other Associations such as Jimboomba, Cornubia Park, Underwood Park and possibly Beaudesert. It should be noted that the possible development of a netball facility in this growth area be investigated regardless of the possible relocation of the Logan City Association.


The Cornubia Park Association has been experiencing steady growth over recent years and currently has to cap registrations due to the lack of facilities to cope with large numbers. This issue is exacerbated by the site also housing a large football (soccer) club and an indoor sports centre, resulting in a highly constrained site with no obvious opportunities for expansion. Investigations should be undertaken to determine possible options for the Association's future (either at its current site or a more appropriate alternative site).



Key facility recommendations - summary

- Beenleigh Netball Association
 - investigate stability of clubhouse and undertake necessary actions
- Cornubia Park Netball Association
 - resurfacing of courts
 - investigate options to allow continued growth of the Association
 - additional lighting on 3 remaining courts
- Jimboomba Netball Association
 - court lighting
- Logan City Netball Association
 - investigate the possible relocation of the Association to a growth area of the City
- Underwood Park Netball Association
 - improvements/extensions to the existing clubhouse
 - increase the number of hard courts





Longreach Regional Council - overview

Population considerations

Current population (2016)¹ - 3,660

Projected population (2036)² - 3,762

Population changes are typified by decreases in residents aged under 65 years with a corresponding increase in the number of residents 65 years and over.

Facility provision

Longreach is the only association operating within the Council area. A more detailed analysis of this association is presented in the following section.

2016 LGA player membership	LGA population 2016	2016 LGA participation rate	LGA projected population 2036	Projected player membership at LGA participation rate	Projected membership change
134	3,660	3.66%	3,762	138	+4

Limited growth is projected for the Longreach Association (through population increases alone).

The Longreach Netball Association has worked very hard to fundraise and then secure grant assistance to resurface the three hard courts and to develop the canteen facility.

While the Association is not growing (and there is limited scope for future growth) it is one of the larger sporting clubs in the Region and provides a quality netball program.

The provision of a cover over the three courts would not only provide a far more enjoyable facility for players, officials and spectators, it would also prolong the life of the recent surface upgrades.

1 2016 Census QuickStats, Australian Bureau of Statistics

2 Queensland Government Population Projections, 2015 edition: Australian Bureau of Statistics - Projected population (medium series) by local government area Queensland

Longreach Netball Association

Membership considerations

- 2017 season playing membership - 115
- Membership trend - slight decreases in junior and senior participation bases

Facilities usage

- Winter season
 - Mid-week fixtures one night each week: use the three better hard courts
 - Older juniors training one afternoon each week
 - Youngest juniors train at the school undercover court one afternoon each week



Current facilities (tier 3)

Courts

- 3 recently resurfaced hard courts (all lit) configured in a north-south layout. Quality playing surface with appropriate run-offs
- 1 disused hard court (unlit) in poor condition

Ancillary facilities

- Canteen facility incorporating administration area
- Amenities building
- Storage shed
- 2 uncovered grandstands
- Only permanent shade is from a small awning at the front of the canteen
- Unsealed car parking adjoining the netball facility

Surrounds

- Located at the multi-sport showgrounds

Facility priorities

High priority

- Investigate opportunities to develop a cover over the three quality courts to provide suitable protection from the elements

Medium priority

- Extend the canteen building to provide a larger area for food preparation



Mackay Regional Council - overview

Population considerations

Current population (2016)¹ - 117,703

Projected population (2036)² - 171,313

Population changes are typified by continuing increases across all age cohorts with the most marked increases in the proportion of older residents (65 years and above).

Facility provision

Two associations operate within the Council area:

- Mackay
- Sarina.

A more detailed analysis of each association is presented in the following section.

2016 LGA player membership (combined membership of associations)	LGA population 2016	2016 LGA participation rate	LGA projected population 2036	Projected player membership at LGA participation rate	Projected membership change
1,477	117,703	1.25%	171,313	2,141	+664

*It is acknowledged that there will be members playing at these Associations who live outside the Mackay Regional Council area.

Given population growth for the Council area, there is potential for significant membership increases (most likely focussed at the Mackay Netball Association). These increases will require careful planning considerations.

1 2016 Census QuickStats, Australian Bureau of Statistics

2 Queensland Government Population Projections, 2015 edition: Australian Bureau of Statistics - Projected population (medium series) by local government area Queensland

Mackay Netball Association

Membership considerations

- 2017 season playing membership - 1,374
- Membership trend - steady

Facilities usage

- Winter season
 - Mid-week fixtures one afternoon/night each week: use most courts
 - Saturday junior fixtures most of the day: all courts in use
 - Club and/or representative training conducted three afternoons/evenings each week: most courts used

Current facilities (tier 3)

Courts

- 16 new acrylic hard courts (12 lit) configured in a north-south layout
- Being new, the courts are in very good condition with appropriate run-offs

Ancillary facilities

- Clubhouse, canteen, storage and covered area located in the far south-east corner of the facility
- Large clubhouse (incorporating kitchen, bar, social area, storage, netball shop and administration areas) located at the northern side of the facility
- Demountable toilet facility in poor condition
- 10 sets of covered seating located between courts
- 229 space sealed car park adjoining the facility with additional on-road parking

Surrounds

- Located in a multi-sport precinct



Facility priorities

High priority

- Install facility directional signage from nearby major roads and court and facility layout signage at key locations within the venue
- Construct a new amenities facility 'behind' the large clubhouse on Leisure Court (recently attracted State Government funding). The facility should include toilets, small change areas, family room, first aid rooms and officials' area
- Install additional covered seating

Medium priority

- Develop a new canteen facility near the amenities building once constructed
- Cover courts in banks of four

Low priority

- Investigate demand for additional courts

Sarina and District Netball Association

Membership considerations

- 2017 season playing membership - 153
- Membership trend - steady

Facilities usage

- Winter season
 - Mid-week fixtures one night each week: hard courts in use
 - Training two afternoons/evenings each week: hard courts in use

Current facilities (tier 3)

Courts

- 2 hard courts (lit) and 1 grass court (carnivals only). Configured north-south
- The courts are in poor condition with a number of significant cracks and surface lifting
- Being less than three years old, the courts have appropriate run-offs

Ancillary facilities

- Small clubhouse incorporating canteen facility
- Small storage shed
- Access to Showgrounds amenities
- Large open covered area overlooking the hard courts
- 30 sets of aluminium benches surround the hard courts
- Large areas of unsealed car parking

Surrounds

- Located at the Sarina Showgrounds

Facility priorities

High priority

- Complete re-build of the hard courts on a concrete base

Medium priority

- Construct a cover over the two hard courts
- Extend the clubhouse to provide additional covered space and areas for players to get changed



Over-arching facility planning and development considerations

With 16 brand new hard courts, a 'breath of fresh air' has been delivered to the Mackay Netball Association. This 8-court expansion will allow the Association and member clubs to actively promote and seek new members.

More courts, paired with actively seeking members and a growing population indicates notable participation increases are likely in coming seasons. Additionally, the Association is proactive and well-supported by Council in its endeavours to further grow ancillary facilities. Indeed, (with Council support) the Association was successful in attracting funding to construct a new amenities building.

In the medium term, the Association and Council should look to re-evaluate membership and potential for further growth in order to establish demand for any additional courts. However, it is likely that the 16-court facility will be sufficient into the medium- to long-term.

The facilities at the Sarina venue are expected to meet medium- to long-term demand.

Key facility recommendations - summary

- Mackay Netball Association
 - construct a new amenities facility and a canteen
 - install covered seating
 - provide cover over courts
- Sarina and District Netball Association
 - complete hard court re-build



Maranoa Regional Council - overview

Population considerations

Current population (2016)¹ - 12,666

Projected population (2036)² - 16,162

Population changes are typified by slight increases in the number of young people combined with significant increases in the proportion of older residents (65 years and above).

Facility provision

Maranoa (in Roma) is the only netball association operating within the Council boundaries. A more detailed analysis of this association is presented in the following section.

2016 LGA player membership (combined membership of associations)	LGA population 2016	2016 LGA participation rate	LGA projected population 2036	Projected player membership at LGA participation rate	Projected membership change
96	12,666	0.76%	16,162	123	+27

As highlighted in the table above, limited growth is projected for this netball association (through population increases alone).

1 2016 Census QuickStats, Australian Bureau of Statistics

2 Queensland Government Population Projections, 2015 edition: Australian Bureau of Statistics - Projected population (medium series) by local government area Queensland

Maranoa Netball Association

Membership considerations

- ❑ 2017 season playing membership - 115*
- ❑ Membership trend - steady (but expecting to grow)
- ❑ * The Association only affiliates the NetSetGO and representative players with Netball Queensland. There are 260 players involved in the junior fixtures and 100 players in senior fixtures

Facilities usage

- ❑ Winter season
 - Senior mid-week fixtures one night each week: use three courts
 - Junior fixtures Saturday morning: all courts used
 - Weekly representative training mid-week

Current facilities (tier 3)

Courts

A new home for netball has recently been established in Roma. The facility includes:

- ❑ 8 hard courts (all lit). Courts are configured in a north-south layout
- ❑ Wide run-offs have been included between courts for spectators and officials

Ancillary facilities

- ❑ Single-storey clubhouse with awning that incorporates amenities, canteen area, storage and social area
- ❑ Amenities building with toilets and showers (will be shared with showgrounds users)
- ❑ Mobile tiered seating
- ❑ Suitable sealed car parking is being developed on the adjoining road network

Surrounds

- ❑ Located in the far south-west corner of Bassett Park (the town's showgrounds-racecourse facility)

Facility priorities

With a quality (new) facility and limited expectations of growth, the only key facility action is for progressive development of spectator areas



Mareeba Shire Council - overview

Population considerations

Current population (2016)¹ - 21,557

Projected population (2036)² - 27,301

Growth is expected in the Shire over the next 20 years, including an estimated additional 500 people aged 0-14 years. However, as with all regional Queensland areas, the majority of growth across the Shire is expected to occur in people aged over 65 years, with an additional 3,000 in that age group expected to live in the Shire by 2036.

Facility provision

The Mareeba Netball Association is the only Association operating within the Region. A more detailed analysis of this association is presented in the following section.

2016 LGA player membership	LGA population 2016	2016 LGA participation rate	LGA projected population 2036	Projected player membership at LGA participation rate	Projected membership change
187	21,557	0.87%	27,301	237	+50

Fifty additional netball members are expected across the Mareeba Shire by 2036, and therefore, there will not be a need for additional netball facilities. Given the recent improvements to the Mareeba Association, it will be in a position to support the sport adequately into the future.

1 2016 Census QuickStats, Australian Bureau of Statistics

2 Queensland Government Population Projections, 2015 edition: Australian Bureau of Statistics - Projected population (medium series) by local government area Queensland

Mareeba Netball Association

Membership considerations

- 2017 season playing membership - 174
- Membership trend - Slow growth overall, despite recent declines in the numbers of juniors and NetSetGO. Strong growth of senior players has negated this

Facilities usage

- Winter season
 - Mid-week fixtures one night each week: use up to 4 courts. Saturday fixtures: all courts in use
 - Training two mid-week evenings each week: all lit courts in use

Current facilities (tier 3)

Courts

- 4 new hard courts in excellent condition, multi-marked to cater for basketball as well, and with lighting
- 1 new grass court
- All run-offs are adequate

Ancillary facilities

- New clubhouse equipped with small storage area, canteen and large kitchen
- Separate amenities
- No external storage
- No spectator seating around courts or in other areas
- Sealed parking available throughout the sporting precinct with additional on-street parking

Surrounds

- Set within an attractive, modern precinct and is easily accessible

Facility priorities

High Priority

- Team benches and spectator seating (shaded)

Medium priority

- Additional hard court, marked for netball only and with compliant goal posts

Low priority

- Clubhouse extension to provide more storage and other options



Moreton Bay Regional Council - overview

Population considerations

Current population (2016)¹ - 425,302

Projected population (2036)² - 618,394

Population changes are typified by continuing increases in the number of young people combined with significant increases in the proportion of older residents (65 years and above).

Facility provision

Three associations operate within Moreton Bay Regional Council:

- Caboolture
- Pine Rivers
- Redcliffe.

A more detailed analysis of each association is presented in the following section.

2016 LGA player membership (combined membership of associations)	LGA population 2016	2016 LGA participation rate	LGA projected population 2036	Projected player membership at LGA participation rate	Projected membership change
4,187*	425,302	0.98%	618,394	6,060	+1,873

*It is acknowledged that there will be members playing at these Associations who live outside the Moreton Bay Regional Council area. However, this is somewhat balanced by Moreton Bay Regional Council residents playing outside the LGA at associations such as Brisbane Netball Association.

With almost 1,900 additional netball members projected across the Moreton Bay Regional Council by 2036, careful planning at association-level is required to ensure expected demand is met.

1 2016 Census QuickStats, Australian Bureau of Statistics

2 Queensland Government Population Projections, 2015 edition: Australian Bureau of Statistics - Projected population (medium series) by local government area Queensland

Caboolture Netball Association

Membership considerations

- ❑ 2017 season playing membership - 2,368
- ❑ Membership trend - growing quickly. Exceptional growth has been achieved in both juniors and seniors

Facilities usage

- ❑ Winter season
 - Mid-week fixtures two nights each week: 6 courts in use. Saturday fixtures: all courts in use throughout the day
 - Most available courts are booked for training Monday to Thursday each week
- ❑ Regular use for school netball



Current facilities (tier 3)

Courts

- ❑ 14 hard courts (all lit). Configured north-south
- ❑ 10 of the courts are in very good condition (the 4 courts in the south-east corner of the site are subsiding)
- ❑ Courts have appropriate run-offs

Ancillary facilities

- ❑ Large single-storey clubhouse (incorporating amenities, administration areas, canteen, storage areas and game day control room). The mural painted on the clubhouse is a feature of the facility
- ❑ Storage shed
- ❑ Awning extension along the clubhouse provides views across the courts
- ❑ 7 small covered grandstands, 1 extra large shelter with seating, 2 sets of uncovered tiered seating and 2 bench seats. Tiered grass seating areas
- ❑ 2 rebound walls
- ❑ Limited car parking. Sixty-five adjoining sealed spaces and additional overflow areas

Surrounds

- ❑ Located in a very busy precinct (including cycling, bmx, little athletics, table tennis, tennis, rugby league, bowls, sports club and a regional-level recreation park)



Facility priorities

High priority

- ❑ Re-construct the four courts in the south-east corner

Medium priority

- ❑ Replace the lighting with modern LED options
- ❑ Develop a second-storey function room (social area) on top of the existing clubhouse

Pine Rivers Netball Association

Membership considerations

- ❑ 2017 season playing membership - 2,231
- ❑ Membership trend - growing. Strong growth has been achieved in the junior playing ranks

Facilities usage

- ❑ Winter season
 - Mid-week fixtures one night each week: up to 5 courts in use. Saturday fixtures: all courts in use until lunchtime, then up to 15 courts used for remainder of the afternoon
 - Up to 15 courts booked for club and representative training on two evenings mid-week
- ❑ Regular use for school netball

Current facilities (tier 2b)

Courts

- ❑ 20 hard courts (all lit). All courts configured in north-south layout
- ❑ The courts are in very good condition with appropriate run-offs and additional spectator areas

Ancillary facilities

- ❑ Single-storey clubhouse (incorporating administration areas, storage areas and canteen)
- ❑ Amenities building
- ❑ Storage shed
- ❑ Rebound wall
- ❑ 6 covered spectator areas (with no seating)
- ❑ Large awning in front of the clubhouse and smaller awning off the storage shed
- ❑ 10 sets of bench seating spread around the venue
- ❑ Multiple large sealed car parks throughout the complex

Surrounds

- ❑ Located in a large multi-sport complex (Les Hughes Sports Complex) that is also home to rugby league, rugby union, baseball and PCYC
- ❑ Pathways are available throughout the venue linking car parks and key sports nodes

Facility priorities

As one of the few venues capable of hosting the State Age Championships, it is important that future planning meets Association demand without impacting on opportunities to host large carnivals.

High priority

- ❑ Re-develop (and extend) the clubhouse to include additional amenities, new canteen, greater administration areas and significantly increased storage opportunities
- ❑ Construct two-sided covered grandstands between banks of courts where space allows

Medium priority

- ❑ Upgrade the lighting to courts 11-20
- ❑ Re-surface the courts as necessary
- ❑ Investigate demand for cover over the bank of courts closest to Francis Road (in line with the Les Hughes Sporting Complex Master Plan)



Redcliffe Leagues Netball Association

Membership considerations

- 2017 season playing membership - 518
- Membership trend - steady

Facilities usage

- Winter season
 - Mid-week fixtures one night each week: up to 4 courts in use
 - Saturday fixtures: 9 hard courts in use
 - Between 5 and 9 hard courts used four evenings mid-week for club and representative training
- Regular use for school netball (two school terms - 9 hard courts for primary and 7 lit courts for secondary)
- Spring season
 - Mid-week social fixtures one night each week: up to 4 courts in use

Current facilities (tier 3)

Courts

- 9 hard courts (7 are lit) and 5 grass courts (not lit). Configured in north-south layout
- 5 hard courts are fenced (the remaining hard and grass courts are unfenced)
- The fenced hard courts are in fair condition but have inappropriate run-offs. The unfenced courts are in poor condition with significant cracking and surface lifting and do not have appropriate run-offs

Ancillary facilities

- Small two-storey clubhouse (incorporating amenities, administration areas, canteen, storage areas and raised announcer's booth)
- Additional amenities building
- Awning extensions to clubhouse and amenities building provide small covered areas
- 6 sets of tiered grandstand seats and 12 single benches provide seating for spectators
- Appropriate car parking. 60 sealed spaces adjoining the fenced courts. Additional sealed car park with 45 spaces to the east of the netball facility

Surrounds

- Located in a small reserve surrounded by residential development (and a drain structure)

Facility priorities

High priority

- Re-surface the 5 fenced hard courts and upgrade drainage. Ensure appropriate run-offs are achieved
- Update the existing amenities facility
- Replace the existing fencing
- Construct a storage facility

Medium priority

- Re-surface the 4 unfenced hard courts and upgrade drainage. Ensure appropriate run-offs are achieved
- Fence the 4 unfenced hard courts
- Explore opportunities for covered courts



Over-arching facility planning and development considerations

A clear contrast exists between the existing associations located within the Moreton Bay Regional Council LGA. While both the Caboolture and Pine Rivers associations enjoy quality facilities and membership growth, the Redcliffe Leagues association is located at an ageing facility and struggles to maintain a strong membership base.

Population forecasts indicate significant future growth in netball participation (of nearly 2,000 by 2036). The vast majority of this growth is expected to be shared between the Caboolture and Pine Rivers suburbs (with very limited change expected in the Redcliffe/Scarborough area).

With 20 lit courts and planned ancillary facility upgrades, there is some scope for the Pine Rivers association to accommodate significant growth. In contrast, the Caboolture association is already nearing capacity. While it has not been listed as an association priority action (as the timing is likely to be beyond that included in this Strategy), if the adjoining velodrome was ever to be considered for removal or relocation, expansion of the netball association facilities should be investigated closely.

Updating the playing facilities at the Redcliffe Leagues netball facility may assist the association to rectify recent membership trends. However, given the location of the facility, there is limited scope for the Association to attract significant membership increases from the proposed council-wide projections.



Key facility recommendations - summary

- Caboolture Netball Association
 - re-construct the four courts in the south-east corner
- Pine Rivers Netball Association
 - re-develop (and extend) the clubhouse
 - construct two-sided covered grandstands between banks of courts where space allows
- Redcliffe Leagues Netball Association
 - re-surface the 5 fenced hard courts and upgrade drainage
 - ensure appropriate run-offs are achieved
 - update the existing amenities facility
 - replace the existing fencing





Mount Isa City Council - overview

Population considerations

Current population (2016)¹ - 18,671

Projected population (2036)² - 26,369

Population changes are typified by steady numbers of young people aged under 25 years and increases in residents aged 25 years and above.

Facility provision

Mount Isa Amateur is the only netball association operating within the Council boundaries. A more detailed analysis of this association is presented in the following section.

2016 LGA player membership	LGA population 2016	2016 LGA participation rate	LGA projected population 2036	Projected player membership at LGA participation rate	Projected membership change
484	18,671	2.59%	26,369	683	+199

While no change in the number of young people might indicate that the Association is unlikely to enjoy growth, the Mount Isa Association is actually far more popular for seniors than juniors. The continued increase in residents 25 years and above would indicate further membership increases for the Association.

The only caution attached to projected membership increases is the impact that any future downturn in the mining industry could have on the local population base.

1 2016 Census QuickStats, Australian Bureau of Statistics

2 Queensland Government Population Projections, 2015 edition: Australian Bureau of Statistics - Projected population (medium series) by local government area Queensland



Mount Isa Amateur Netball Association

Membership considerations

- 2017 season playing membership - 495
- Membership trend - growth across both the junior and senior playing bases

Facilities usage

- Winter season
 - Mid-week fixtures two evenings each week: between 6 to 8 courts are used for each of two rounds
 - Training is undertaken on the three nights outside fixtures and on Saturday morning

Current facilities (tier 3)

Courts

- 8 hard courts (all lit but to a poor standard). Courts are configured in a rectangular shape within a velodrome
- The courts were resurfaced in 2016 and are in good condition (however, run-offs are inappropriate)

Ancillary facilities

- Clubhouse with small canteen
- Separate mens' and womens' toilet blocks
- Temporary building used as a match office
- All of the buildings are ageing and in need of upgrade or replacement
- Unsealed car parking is available inside the entrance to the venue

Surrounds

- Located at Wellington Park with the courts situated within the velodrome



Facility priorities

High priority

- Install new lights for the netball courts (and wider velodrome area)
- Construct a new amenities, change and administration facility

Medium priority

- Construct a new canteen

Low priority

- Repair the facility perimeter fencing in an effort to curb break-ins

Noosa Shire Council - overview

Population considerations

Current population (2016)¹ - 52,149

Projected population (2036)² - 61,940

While the proportion of young people is not expected to change markedly, significant increases are expected in the number of older residents 65 years and above.

Facility provision

Noosa District is the only association operating within the Noosa Shire Council.

A more detailed analysis of the association is presented in the following section.

2016 LGA player membership (combined membership of associations)	LGA population 2016	2016 LGA participation rate	LGA projected population 2036	Projected player membership at LGA participation rate	Projected membership change
697	52,149	1.34%	61,940	830	+133

Moderate membership increases are projected through until 2036 due to population increases alone. However, these increases may be tempered somewhat with the vast majority of additional residents being older adults.

1 2016 Census QuickStats, Australian Bureau of Statistics

2 Queensland Government Population Projections, 2015 edition: Australian Bureau of Statistics - Projected population (medium series) by local government area Queensland

Noosa District Netball Association

Membership considerations

- ❑ 2017 season playing membership - 718
- ❑ Membership trend - steady, with slight growth overall. Small decline in seniors and NetSetGO countered by growth in juniors

Facilities usage

- ❑ Winter season
 - Mid-week fixtures one evening each week: use local indoor courts. Saturday morning fixtures: most courts in use
 - Training occurs mid-week where court space is available

Current facilities

Courts

- ❑ 11 hard courts (7 lit), with 3 just having been resurfaced and 4 being bitumen in fair condition
- ❑ 7 grass courts
- ❑ Adequate run-offs around courts but short in-between
- ❑ All courts configured in a north-south layout

Ancillary facilities

- ❑ Medium-sized clubhouse with office, meeting room, canteen and toilets
- ❑ Storage provided by outdoor shed and small room in clubhouse
- ❑ 20 sealed car parking spaces and gravel parking for approximately 50 cars
- ❑ Some shaded spectator seating (bench seats) and uncovered bench seating around courts
- ❑ Some naturally shaded areas around courts

Surrounds

- ❑ Located within a well maintained sporting complex
- ❑ Netball site within complex quite constrained with limited expansion opportunities without impacting on other users



Facility priorities

High priority

- ❑ Increased and upgraded toilet facilities to cope with the number of participants and to meet relevant building codes

Medium priority

- ❑ Resurfacing of bitumen courts

Low priority

- ❑ Replacement of lighting and PA system

North Burnett Regional Council - overview

Population considerations

Current population (2016)¹ - 10,478

Projected population (2036)² - 9,726

Population changes are typified by decreases in the number of young people yet significant increases in the number of older residents (65 years and above).

Facility provision

Three associations operate within North Burnett Regional Council:

- Gayndah and District
- Monto
- Mundubbera.

A more detailed analysis of each association is presented in the following section.

2016 LGA player membership (combined membership of associations)	LGA population 2016	2016 LGA participation rate	LGA projected population 2036	Projected player membership at LGA participation rate	Projected membership change
337	10,478	3.2%	9,726	311	-26

With no population growth forecast, it is unlikely that significant increases in netball participation will be achieved in the North Burnett Regional Council LGA.

¹ 2016 Census QuickStats, Australian Bureau of Statistics

² Queensland Government Population Projections, 2015 edition: Australian Bureau of Statistics - Projected population (medium series) by local government area Queensland

Gayndah and District Netball Association

Membership considerations

- 2017 season playing membership - 102
- Membership trend - steady. Both junior and senior playing bases have been stable in recent years

Facilities usage

- Winter season
 - Senior fixtures are played at the covered court at St Joseph's Primary School
 - No junior fixtures - Host an annual round of the Central Burnett Challenge
 - Training occurs two evenings each week
- Host regional inter-school trials

Current facilities (tier 3)

Courts

- 2 hard courts and 4 grass courts (not lit). Configured in north-south layout
- All courts are in good condition with appropriate run-offs

Ancillary facilities

- Shared large single-storey clubhouse (incorporating canteen, amenities and social area)
- Shared storage shed space
- Clubhouse awning provides covered area for spectators
- Unsealed car parking around perimeter of the venue

Surrounds

- Located in the town's feature multi-sport facility

Facility priorities

High Priority

- Light all six courts (using the poles recently replaced for the field sports at the Complex)
- Investigate opportunities to construct a small storage shed near to the court area

Medium priority

- Convert two of the grass courts to hard courts



Monto Netball Association

Membership considerations

- 2017 season playing membership - 125
- Membership trend - growth in both juniors and seniors

Facilities usage

- Winter season
 - One night of mid-week senior fixtures and one night of junior fixtures on both courts
 - Host an annual round of the Central Burnett Challenge

Current facilities (tier 3)

Courts

- 2 hard courts (lit). Configured north-south
- The courts are in poor condition with significant cracking, subsidence and areas of surface failure
- Courts have inappropriate run-offs

Ancillary facilities

- Single building with small canteen and storage
- Covered 3-tier grandstand seating
- Large unsealed car park

The Association has recently attracted State Government funding to construct a new 2-court venue

Surrounds

- Located in Monto's key multi-sport venue (including little athletics, rugby league, football and cricket)

Facility priorities

High priority

- Construct a new lit 2-court venue
- Construct a shared storage and canteen facility near the new courts



Mundubbera Netball Association

Membership considerations

- ❑ 2017 season playing membership - 104
- ❑ Membership trend - steady. Both junior and senior playing bases have been stable in recent years

Facilities usage

- ❑ Winter season
 - Senior fixtures are played at the indoor court at Mundubbera State School
 - Junior fixtures and training one afternoon each week using the four courts
 - Host an annual round of the Central Burnett Challenge

Current facilities (tier 3)

Courts

- ❑ 2 hard courts, 1 covered hard court and 1 grass court (all lit). The three outdoor courts are configured in a north-south layout
- ❑ The courts are all in fair condition with the outdoor courts also suffering from inappropriate run-offs
- ❑ The covered court and grass court are also separated from the two hard courts by the two tennis courts

Ancillary facilities

- ❑ Shared canteen, amenities and storage areas
- ❑ Sealed on-road car parking is available along the front of the Park

Surrounds

- ❑ Located in the town's feature multi-sport facility (Archer Park) that is also home to tennis, rugby league, cricket, football, touch football, the swimming pool and the gym

Facility priorities

High Priority

- ❑ Re-construct the two outdoor hard courts and incorporate appropriate run-offs (potential to dual linemark for tennis)

Medium priority

- ❑ Investigate opportunities to redevelop the two tennis courts as dual linemarked for netball



Over-arching facility planning and development considerations

With population declines forecast for the LGA, it is unlikely that sharp membership increases will fuel any future demand for additional courts at the three associations.

However, each of the associations hosts a round of the Central Burnett Challenge. Ideally, at least five hard courts would be preferred to host these events. This can be achieved at Mundubbera if dual-use tennis and netball courts are developed. Space is available in Gayndah for up to six courts. While in Monto, two new hard courts and grass field space will be available from 2019.

Key facility recommendations - summary

- Gayndah and District Netball Association
 - light all six courts
- Monto Netball Association
 - develop a new lit 2-court facility
- Mundubbera Netball Association
 - re-construct the two outdoor hard courts
 - investigate opportunities to redevelop the two tennis courts as dual linemarked for netball





Redland City Council - overview

Population considerations

Current population (2016)¹ - 147,010

Projected population (2036)² - 184,683

Population changes are typified by slight increases in the number of young people and adults 45-64 years combined with significant increases in the proportion of older residents (65 years and above).

Facility provision

Redlands Netball Association is the only association operating within Redland City Council. A more detailed analysis of the association is presented in the following section.

2016 LGA player membership	LGA population 2016	2016 LGA participation rate	LGA projected population 2036	Projected player membership at LGA participation rate	Projected membership change
1,378*	147,010	0.94%	184,683	1,736	+358

*It is acknowledged that there are members playing at the Redlands Netball Association who live outside the Redland City Council area. However, this is somewhat balanced by Redland City Council residents playing outside the LGA at associations such as Metropolitan Districts and Cornubia Park.

With more than 350 additional netball members projected across the Redland City LGA by 2036, careful planning at association-level is required to ensure suitable netball facility provision.

1 2016 Census QuickStats, Australian Bureau of Statistics

2 Queensland Government Population Projections, 2015 edition: Australian Bureau of Statistics - Projected population (medium series) by local government area Queensland

Redlands Netball Association

Membership considerations

- ❑ 2017 season playing membership - 1,654
- ❑ Membership trend - increasing (particularly the junior playing base)

Facilities usage

- ❑ Winter season
 - Mid-week fixture one night each week + Saturday fixtures. All hard courts in use (and all grass courts also used until early afternoon for Saturday fixtures)
 - All hard courts booked for training on remaining afternoons/evenings mid-week
- ❑ Regular use for school events

Current facilities (tier 3)

Courts

- ❑ 9 hard courts (all lit) and 6 grass (not lit). Configured in north-south layout
- ❑ High quality condition (although run-offs slightly compromised by central shade structures)

Ancillary facilities

- ❑ Raised single-storey clubhouse with canteen and match day office is well-positioned with views across the courts
- ❑ Two 3-bay storage sheds
- ❑ Significant player, official and spectator shade provided by 10 individual shade structures, 7 shade sails and an awning across the length of the clubhouse
- ❑ Sealed car parking (approximately 195 spaces) shared with the adjoining rugby league club

Surrounds

- ❑ Located in a sport and recreation precinct with rugby league, bridge, modern country music club and horse and pony club
- ❑ No opportunities for facility expansion outside the current footprint



Facility priorities

Council has purchased a large greenfield site at the southern end of the LGA as a future regional-level sports facility site. Relocation of the Association to this site has been proposed by Council. The Association is not keen to be relocated to a venue this far south given many of its members come from north of the existing facility at Pinklands. Preference is to further develop hard courts at the Pinklands facility and establish additional car parking.

High priority

- ❑ Develop three grass courts as lit hard courts
- ❑ Investigate opportunities to establish additional overflow parking within the precinct

Medium priority

- ❑ Develop the three remaining grass courts as lit hard courts

Rockhampton Regional Council - overview

Population considerations

Current population (2016)¹ - 79,726

Projected population (2036)² - 104,100

Population changes are typified by increases in the number of young families (children and adults 25-44 years) and significant increases in the number of older residents (65 years and above).

Facility provision

Rockhampton is the only netball association operating within the Council boundaries. A more detailed analysis of this association is presented in the following section.

2016 LGA player membership	LGA population 2016	2016 LGA participation rate	LGA projected population 2036	Projected player membership at LGA participation rate	Projected membership change
1,572	79,726	1.97%	104,100	2,051	+479

With increases in the number of young families projected for the Rockhampton Region, there is significant scope for increases in netball participation. Detailed planning will be required to ensure this demand is met appropriately.

1 2016 Census QuickStats, Australian Bureau of Statistics

2 Queensland Government Population Projections, 2015 edition: Australian Bureau of Statistics - Projected population (medium series) by local government area Queensland

Rockhampton Netball Association

Membership considerations

- 2017 season playing membership - 1,530
- Membership trend - steady
- Given limited hard courts, the Association has not been actively seeking new members

Facilities usage

- Winter season
 - Mid-week fixtures four evenings each week: Most hard in use
 - Regular school fixtures and trials
 - Regular representative training
- Short summer season
 - Mid-week fixtures 3 evenings each week

Current facilities (tier 3)

Courts

- 12 hard courts (all lit). 13 grass courts (not lit). Additional space for further grass courts if required.
- 5 hard courts are configured north-south with 7 configured east-west. All grass courts are configured in a north-south layout
- The hard courts are in fair condition. However, none of these courts have appropriate run-offs.

Ancillary facilities

- Single storey clubhouse (includes canteen, female amenities, office space and storage) with awning overlooking the northern courts. This building is aged and in need of significant upgrade
- Separate amenities building
- 9 small uncovered grandstands across the facility
- Additional storage and shade provided by the former 'rugby shed'
- There is no designated sealed car parking at the facility. An unsealed car park is available off Morgan Street, while on-street parking is available in adjoining streets. During carnivals, temporary parking is provided in the field space off Lion Creek Road

Surrounds

- Located at a designated sport facility that also provides for football and rugby league



Facility priorities

The existing hard courts are in fair condition but have inappropriate run-offs. The facility has very limited opportunities for spectators and struggles to meet parking demand at peak times. With only 12 hard courts, the Association plays fixtures quite late mid-week (e.g. juniors starting matches at 8.10pm on school nights) and also looks to hire indoor courts at Central Queensland University when available. The existing location provides no scope to re-develop courts with appropriate run-offs nor to develop additional hard courts.

The Association has spent vast amounts of money undertaking repairs and patch ups to ensure the facility remains 'playable'. In late 2018, the five southern hard courts will be concreted and re-surfaced. However, they will still fall slightly short of expectations for run-offs.

To meet current (and expected future) demand for netball in the area, a facility with at least 16 lit hard courts is likely to be required. Council's Sport, Parks, Active Recreation and Community Strategy (draft) highlights the need to plan for a new regional-level netball facility and to establish the feasibility of an indoor sports facility. There may be potential for these two projects to be developed as one large court sport facility.

While the priority action for the Strategy was 'going to be' investigate relocation to a new site, just prior to this document being finalised the State Government announced significant funding for the development of a new amenities facility. This development, combined with the upcoming court upgrade means that any future relocation is well beyond the life of this Strategy.

High priority

- Re-construct the five southern hard courts
- Construct a new amenities building



Scenic Rim Regional Council - overview

Population considerations

Current population (2016)¹ - 40,072

Projected population (2036)² - 63,396

Population changes are typified by significant increases across all age cohorts.

Facility provision

Two associations operate within Scenic Rim Regional Council:

- Beaudesert and District
- Fassifern.

A more detailed analysis of each association is presented in the following section.

2016 LGA player membership (combined membership of associations)	LGA population 2016	2016 LGA participation rate	LGA projected population 2036	Projected player membership at LGA participation rate	Projected membership change
367	40,072	0.92%	63,396	583	+216

Projected increases in netball participation will require careful consideration for association development.

1 2016 Census QuickStats, Australian Bureau of Statistics

2 Queensland Government Population Projections, 2015 edition: Australian Bureau of Statistics - Projected population (medium series) by local government area Queensland

Beaudesert & District Netball Association

Membership considerations

- 2017 season playing membership - 201
- Membership trend - Slight decline overall, mainly in NetSetGO numbers. Juniors generally steady with a slight increase in seniors

Facilities usage

- Winter season
 - Mid-week fixtures one afternoon/evening each week: up to 5 courts in use
 - Training at least once each week: at least 3 courts in use

Current facilities (tier 3)

Courts

- 8 hard courts (bitumen) in total, all lit, but 3 currently unused
- Court surfaces in below average condition, especially around edges where cracks are becoming prevalent
- Inappropriate run-offs around courts

Ancillary facilities

- Small and functional clubhouse, with upper storey game operations room and canteen
- Large separate building adjacent to clubhouse, utilised mainly for meetings and training purposes
- Separate small, ageing toilet block
- Limited storage
- Large, unsealed car parking area
- Limited bench seats around courts, unshaded

Surrounds

- Located within a site with limited visibility
- Minimal grass surrounds to courts

Facility priorities

High Priority

- Renovation/upgrade of toilets/amenities

Medium priority

- Extension of clubhouse to incorporate additional storage



Fassifern Netball Association

Membership considerations

- 2017 season playing membership - 160
- Membership trend - slight growth, mainly in NetSetGO with smaller rate of growth for juniors and seniors.

Facilities usage

- Winter season
 - Mid-week fixtures one afternoon/evening each week: up to 5 courts in use
 - Training one afternoon mid-week: up to 3 courts in use



Current facilities (tier 3)

Courts

- 5 hard courts (all lit but not to a high standard and with old fittings)
- Courts in average condition, with minor cracking occurring
- Inadequate run-offs, especially between courts due to light poles
- Edges of courts 'slab' uneven and likely to deteriorate

Ancillary facilities

- Small but tidy clubhouse, including canteen, with large storage shed located to the rear
- Separate amenities
- No dedicated parking but shared areas within Showgrounds
- No dedicated spectator facilities (some portable bench seating)

Surrounds

- Located in a small footprint within neat and tidy Showgrounds site
- Access limited by location within Showgrounds and a lack of signage

Facility priorities

Immediate priority

- Drainage works around storage and clubhouse areas needed

Medium priority

- Perimeter fencing around courts (court vandalism from vehicles and ball control)
- Canteen (internal, functional) upgrades

Over-arching facility planning and development considerations

Only moderate growth is projected for the Scenic Rim Regional Council. However, the netball facilities may be impacted by exceptional growth that is forecast in the Logan-Jimboomba-Yarrabilba corridor.

As new suburbs emerge, it will be important that close liaison is undertaken with all impacted associations in this area to ensure that potential growth can be closely monitored.

Importantly, Fassifern and Beaudesert and District will require quality facilities to retain existing members and to ensure a quality product to attract new members through future population growth.

Scenic Rim Regional Council is currently undertaking planning for the ultimate provision of sports facilities for the LGA. There is potential that a new home may be identified for the Beaudesert and District association. However, any relocation would be long-term - well outside the timeframes of this Strategy.

Key facility recommendations - summary

- Beaudesert & District Netball Association
 - renovation/upgrade of toilets/amenities
 - monitor the ongoing viability of the existing facility and work with the Association regarding its medium-long term future
- Fassifern Netball Association
 - provide any necessary assistance to the Association in regard to addressing current drainage issues at the site



South Burnett Regional Council - overview

Population considerations

Current population (2016)¹ - 32,186

Projected population (2036)² - 40,198

Population changes are typified by small increases in the number of young people combined with significant increases in the proportion of older residents (65 years and above).

Facility provision

Two associations operate within South Burnett Regional Council:

- Kingaroy
- Nanango and District.

A more detailed analysis of each association is presented in the following section.

2016 LGA player membership	LGA population 2016	2016 LGA participation rate	LGA projected population 2036	Projected player membership at LGA participation rate	Projected membership change
544	32,186	1.7%	40,198	683	+139

Limited netball participation increases are projected from population changes alone.

1 2016 Census QuickStats, Australian Bureau of Statistics

2 Queensland Government Population Projections, 2015 edition: Australian Bureau of Statistics - Projected population (medium series) by local government area Queensland

Kingaroy Netball Association

Membership considerations

- 2017 season playing membership - 389
- Membership trend - fluctuating. 2016 membership was 460 while 2015 membership was 317

Facilities usage

- Winter season
 - Mid-week ladies fixtures one night each week: conducted at the indoor courts at Kingaroy State High School. Mid-week mixed fixtures one night each week: conducted on the 4 hard courts. Friday evening junior fixtures: conducted on the 4 hard courts
 - Courts used for junior and representative training two evenings mid-week

Current facilities (tier 3)

Courts

- 4 hard courts (lit) and 2 grass courts. All courts configured in a north-south layout
- The courts are in poor condition (despite being less than 5 years old). Courts have significant cracking, areas of subsidence and inappropriate run-offs

Ancillary facilities

- Small clubhouse that incorporates amenities, canteen storage and administration area
- Former clubhouse now only used for storage
- Shaded hill area for spectators
- Small unsealed car park

Surrounds

- Located in a small local park

Facility priorities

High priority

- Re-surface the four hard courts
- Upgrade drainage across the venue to limit the amount of water flowing over (and under) the courts

Medium priority

- Update the amenities building attached to the clubhouse
- Expand and formalise the car park
- Construct low chain mesh fencing around the courts to prevent balls from rolling into the car park and to designate the player and official court area
- Remove the former clubhouse and replace with a large storage shed



Nanango and District Netball Association

Membership considerations

- 2017 season playing membership - 149
- Membership trend - increasing in junior playing base

Facilities usage

- Winter season
 - Mid-week fixtures one evening each week: all hard courts and one grass court in use
 - All hard courts used for club and representative training on two mid-week evenings



Current facilities

Courts

- 4 hard courts (lit) and 2 grass courts. Configured in a north-south layout
- The hard courts have recently been reconstructed as concrete courts (since the photos included on this page were taken). At the end of the winter playing season the acrylic coating will be applied to the courts

Ancillary facilities

- Single-storey clubhouse (incorporating amenities, administration area, and canteen)
- Storage shed
- Shade spectator cover provided over bench seating
- Small awning off the clubhouse
- Appropriate sealed car parking

Surrounds

- Site is connected to the rest of town by a walk/cycle path

Facility priorities

High priority

- Apply the acrylic surface to the new concrete courts

Medium priority

- Construct more appropriate permanent shade for spectators, players and officials
- Provide simple chain mesh fencing around the playing areas



Over-arching facility planning and development considerations

Limited growth is forecast for the South Burnett Regional Council area. As a result, the key priorities for the two associations are to ensure attractive facilities that meet the needs of the demand at local-level whilst also ensuring suitable venues exist to host the small district carnivals and inter-association challenges.

Key facility recommendations - summary

- Kingaroy Netball Association
 - re-surface the four hard courts
 - upgrade drainage across the venue
- Nanango and District Netball Association
 - apply the acrylic surface to the four new concrete courts



Southern Downs Regional Council - overview

Population considerations

Current population (2016)¹ - 35,110

Projected population (2036)² - 40,924

Population changes are typified by slight decreases in the number of young people combined with significant increases in the proportion of older residents (65 years and above).

Facility provision

Two associations operate within Southern Downs Regional Council:

- Stanthorpe
- Warwick and District.

A more detailed analysis of each association is presented in the following section.

2016 LGA player membership (combined membership of associations)	LGA population 2016	2016 LGA participation rate	LGA projected population 2036	Projected player membership at LGA participation rate	Projected membership change
465*	35,110	1.32%	40,924	540	+75#

*It is acknowledged that there will be members playing at these Associations who live outside the Southern Downs Regional Council area

Although this increase could be smaller given projected decreases in youth population

Limited growth is projected for these two netball associations (through population increases alone).

1 2016 Census QuickStats, Australian Bureau of Statistics

2 Queensland Government Population Projections, 2015 edition: Australian Bureau of Statistics - Projected population (medium series) by local government area Queensland

Stanthorpe Netball Association

Membership considerations

- 2017 season playing membership - 94
- Membership trend - growth*
- *The Association currently only provides for juniors

Facilities usage

- Winter season
 - Saturday morning junior fixtures: All courts in use
 - All training conducted at school facilities given the poor state of the Association courts (and the lack of court lighting)

Current facilities (tier 4)

Courts

- 1 hard courts (not lit) and 3 grass courts (not lit). All courts are configured in north-south layout
- The bitumen hard court is in very poor condition with an undulating surface, large cracks and significant vegetation growing through the court surface. The grass courts are uneven and have sparse turf coverage. The courts have inappropriate run-offs

Ancillary facilities

- Small storage shed
- Aged and uninviting toilet located in a small 'storage' building at the site
- 2 uncovered timber benches
- On-street parking is available in surrounding streets

Surrounds

- Located in a multi-sport facility with the town's tennis facility and a single cricket field

Facility priorities

Immediate

- Construction of a retaining wall to allow for safe run-off areas
- Reconstruction of one hard court and three grass courts

High priority

- Construct a building that incorporates storage, canteen, administration and first aid area

Medium priority

- Light the courts

Low priority

- Develop a new amenities building



Warwick and District Netball Association

Membership considerations

- 2017 season playing membership - 313
- Membership trend - recent reductions in both juniors and seniors

Facilities usage

- Year-round
 - Mid week senior fixtures two nights each week. Held at the 2-court Warwick Indoor Recreation and Aquatic Centre
- Winter season
 - Saturday afternoon junior fixtures: all hard courts in use

Current facilities (tier 3)

Courts

- 5 hard courts (4 lit) and 3 grass courts (not lit) are located across three terraces. All courts are configured in a north-south layout
- The hard courts are in poor condition with significant cracking, lifting surfaces and areas of stormwater pooling and damage. One of the courts is in such poor condition, it is no longer used by the Association. While the run-offs at the ends of courts are appropriate, aluminium bench seating and a retaining wall impede run-off areas along the lengths of the courts on the two upper terraces

Ancillary facilities

- Small canteen, office and storage facility overlooking the courts on the upper terrace. An awning provides a small area of cover for spectators
- Public toilet in poor condition
- 10 uncovered aluminium bench seats provide some seating for spectators
- Unsealed car parking is available to meet demand at the site

Surrounds

- Located in a small park with adjoining cricket field

Facility priorities

High priority

- Undertake complete reconstruction of the five hard courts. Ensure the development of appropriate retaining walls and contours to provide adequate run-offs

Medium priority

- Develop a new amenities building including toilets and small change areas

Low priority

- Light the five hard courts



Over-arching facility planning and development considerations

The Stanthorpe and Warwick and District Netball Associations both require significant facility changes to meet existing and future demand. Importantly, Southern Downs Regional Council officers have made it clear that due to significant under-resourcing there is currently no 'appetite' for Council-funded sports facility upgrades at present (other than to assist user groups to seek grants).

The existing facilities in Stanthorpe are inappropriate and the preferred approach is for complete re-development. A facility with four quality lit courts would meet the foreseeable demand for netball in Stanthorpe

The hard courts at the Warwick facility are in need of replacement. If a new amenities building could also be constructed, this site would meet any projected demand for junior netball (with senior fixtures continued to be played at the town's indoor sport venue).

Key facility recommendations - summary

- Stanthorpe Netball Association
 - re-develop as a four-court venue with a new club building
- Warwick and District Netball Association
 - reconstruct the five hard courts (and ensure appropriate run-offs through retaining walls and contouring)



Sunshine Coast Council - overview

Population considerations

Current population (2016)¹ - 294,367

Projected population (2036)² - 452,987

Although population changes will see increases in the number of people across all age groups (including an estimated additional 30,000 people aged 0-14 years), actual percentages of all cohorts below the age of 65 will decrease, while there will be a significant increase in the percentage of those aged 65+ years.

Facility provision

Five associations operate within Sunshine Coast Council:

- Caloundra District
- Coolum District
- Maleny
- Nambour and Districts
- Sunshine Coast.

A more detailed analysis of each association is presented in the following section.

2016 LGA player membership (combined membership of associations)	LGA population 2016	2016 LGA participation rate	LGA projected population 2036	Projected player membership at LGA participation rate	Projected membership change
4,152	294,367	1.41%	452,987	6,387	+2,235

Significant population increases are projected for the Sunshine Coast LGA (particularly in the southern end of the LGA at Caloundra South). A strategic approach to the delivery of the sport across the Council area will be essential. With more than 2,200 additional netball members projected across the Sunshine Coast LGA by 2036, the ability of the existing facilities to cater for the expected increased demand will otherwise be stretched.

¹ 2016 Census QuickStats, Australian Bureau of Statistics

² Queensland Government Population Projections, 2015 edition: Australian Bureau of Statistics - Projected population (medium series) by local government area Queensland


Caloundra District Netball Association

Membership considerations

- 2017 season playing membership - 1,053
- Membership trend - slight decline over recent years, mainly in the juniors, with seniors enjoying slow, but steady growth

Facilities usage

- Winter season
 - Mid-week fixtures two evenings each week: all lit courts in use. Saturday fixtures: all courts in use
 - Training occurs every afternoon/evenings mid-week where court space is available



Current facilities (tier 3)

Courts

- 5 hard courts all in fair condition, but in need of resurfacing in the near future. 4 have lighting
- Utilise 4 indoor courts within the Caloundra Indoor Stadium
- No grass courts
- Adequate run-offs on outdoor courts
- All courts configured in north-south layout

Ancillary facilities

- Mainly utilise indoor centre's facilities such as canteen, meeting, office, toilets and change
- Storage provided by outdoor shed and small room in indoor centre
- Sealed car parking areas (approximately 200 spaces)
- Limited outdoor, shaded spectator seating/areas but adequate spectator facilities within indoor centre

Surrounds

- Although the site is relatively hidden, it is easily accessible due to directional signage from main thoroughfares



Facility priorities

High priority

- 3 additional outdoor courts required to cope with club and representative training and annual carnival

Medium priority

- Construct outdoor toilet facilities

Low priority

- Further additional outdoor court



Coolum District Netball Association

Membership considerations

- 2017 season playing membership - 1,047
- Membership trend - significant growth across all areas, with total participation in 2017 almost double that of 2015

Facilities usage

- Year-round
 - Mid-week fixtures conducted up to three evenings each week: all courts in use
 - Training occurs two afternoons/evenings mid-week where court space is available
- Regular use by local schools



Current facilities (tier 3)

Courts

- 5 hard courts, all in good condition, but evidence of unevenness due to pooling water
- 3 in a north-south orientation and 2 east-west and all lit
- No grass courts
- Inappropriate run-offs, especially between courts
- Number of courts inadequate, given current numbers and steady growth of the Association

Ancillary facilities

- Small, single-storey clubhouse with limited space between it and courts. Building includes toilets (inadequate), limited canteen, small administration space and limited storage
- Small, separate storage shed
- Some bench seating courts with two areas shaded and larger, central shaded area between courts
- Parking is at other areas of sporting complex (shared with other sports) and is inadequate

Surrounds

- Very limited grassed areas around courts
- Located within a well maintained sporting complex, but a very constrained site with only opportunity for expansion dependant on other sports moving



Facility priorities

Immediate priority

Investigate either relocation to a more appropriate site to accommodate a larger facility (with a total of at least 8, preferably 10, courts) or the opportunity to expand at the existing site.

If, following suitable investigations, relocation or expansion are not considered possible:

High priority

- rebuild the existing 5 hard courts
- construct a clubhouse that incorporates player and official amenities, storage, administration and canteen

Medium priority

- construct a second storey on the clubhouse to provide a raised viewing area, social area and training room

Maleny Netball Association



Membership considerations

- 2017 season playing membership - 129
- Membership trend - growing. Although a very small Association, steady growth across all areas being experienced, most notably in the seniors

Facilities usage

- Winter season
 - Saturday fixtures: all courts in use
 - Training occurs one mid-week afternoon each week



Current facilities

Courts

- 2 hard courts, with no lighting and access to one indoor court in high school
- No grass courts, but use tennis courts for training
- Hard courts in average condition with adequate run-offs and indoor court in good condition

Ancillary facilities

- One storage shed
- No clubhouse or canteen
- No spectator facilities
- Use school toilets and car parking

Surrounds

- Located within the high school with small grass verges around courts
- Access to courts is problematic due to steep sloping topography



Facility priorities

Immediate priority

Improved access to courts required due to steep slope

Medium priority

- Development of multi-purpose courts at primary school

Low priority

- Upgrade of existing school basketball/tennis courts to provide full-size netball options

Nambour and Districts Netball Association

Membership considerations

- 2017 season playing membership - 323
- Membership trend - Steady, but with slight decline recently. Falling number of junior players and only a small number of seniors (although there were none until 2017)

Facilities usage

- Winter season
 - Mid-week fixtures one evening each week: up to 4 courts in use. Saturday fixtures: most courts in use
 - Training occurs at least two mid-week afternoons each week

Current facilities

Courts

- 7 hard courts, with 5 being lit, but not to a high level
- 4 grass courts
- Top 3 hard courts in fair condition but bottom 4 in very poor condition with significant cracking and uneven surfaces
- Highly inappropriate run-offs on bottom four courts due to light poles and change in ground level.

Ancillary facilities

- Clubhouse currently fenced off due to subsidence concerns (from closed landfill). Council investigating future opportunities
- Some parking adjacent to courts with major sealed car park on lower level (shared with Bocce club and Florabunda Landcare Group)
- Spectator facilities limited to several bench seats around courts (unshaded)

Surrounds

- Cramped, but attractive, with possible expansion opportunities
- Clear access into site through signed and gated entry



Facility priorities

Immediate priority

Investigate options for bottom 4 courts to address poor court condition and unsafe court run-offs and surrounds.

Ensure the Association has access to a suitable canteen and clubhouse

Medium Priority

- Shaded spectator seating



Sunshine Coast Netball Association

Membership considerations

- ❑ 2017 season playing membership - 1,799
- ❑ Membership trend - steady across all areas, but it would be reasonable to expect future growth given improved, high quality facilities (and local population growth)

Facilities usage

- ❑ Winter season
 - Mid-week fixtures two evenings each week: up to 8 courts in use. Saturday fixtures: most courts in use
 - Training occurs mid-week three afternoons/evenings each week: up to 12 courts in use
- ❑ Year-round school netball



Current facilities (tier 2b)

Courts

- ❑ 20 hard courts, all in good condition, with 16 being lit (4 courts recently constructed)
- ❑ 6 grass courts
- ❑ Adequate run-offs
- ❑ All courts in a north-south orientation
- ❑ Effective court layout, allowing visibility across all courts at all times

Ancillary facilities

- ❑ Medium-size clubhouse incorporating office space, meeting space/match day office, shared canteen with AFL club, storage rooms, toilets and shower, and official's room. Also have access to additional toilet facilities in adjoining AFL building
- ❑ Dedicated storage shed and trailer on site
- ❑ Bench and tiered seating around courts with shade sails between courts for coaches and players
- ❑ Extensive (shared) parking available throughout the sporting complex that is adjacent to the netball facility

Surrounds

- ❑ Located within a well maintained, high quality sporting complex
- ❑ Expansion opportunities constrained by other sports within the complex

Facility priorities

High priority

- ❑ Light the 4 newest courts
- ❑ Clubhouse expansion and upgrade

Medium priority

- ❑ Wet weather structure over 2 courts

Low priority

- ❑ Individual club storage within the clubhouse



Over-arching facility planning and development considerations

Population growth of more than 50% is projected for the Sunshine Coast Council between now and 2036. Over that period, the area can expect to see over 2,200 additional netball players as a result.

Some of the existing facilities in the area will need to undergo major upgrades to ensure netball provision is adequately provided for in the future.

Of particular note is the venue managed by the Coolum Association. The venue is highly constrained and unable to cater for its existing membership, let alone future growth. With only five courts, investigations need to be undertaken to determine any opportunities for expansion within the existing site (within a sporting complex) as the first option. If this is not achievable, appropriate alternative sites should be investigated to determine the viability of relocating the Association.

Similar investigations should be undertaken in regard to additional outdoor courts for the Caloundra Association. While a relocation is not seen as a necessary direction in this case, options for expansion within the existing site should be investigated (particularly given the significant population growth forecast for the Caloundra South area). Council has allocated funds within the capital works budget for the development of up to three new outdoor hard courts in time for the 2019 season.

Four of the hard courts managed by the Nambour Association are considered dangerous and rectifying the situation should be undertaken as soon as possible. Detailed investigations into the sub-surface condition of the four courts will need to be included so as to avoid the same issue arising again. Further, the court layout will need to be revised due to the inappropriate run-offs and court surrounds.

If the facility improvements are undertaken as proposed, the existing Associations should be in a position to cope with the significant growth projected for the area in the short- to medium-term. However, it should also be noted that a major sports park with provision for 16 courts has been included for development in Council Infrastructure Agreements for Caloundra South in 2030. A facility of this size may lend itself to the establishment of a new Association.



Key facility recommendations - summary

- Caloundra District Netball Association
 - 2-3 additional outdoor courts
- Coolum District Netball Association
 - investigate either relocation to a more appropriate site for larger facility (with a total of at least 8, preferably 10, courts) or the opportunity to expand current site
- Maleny Netball Association
 - improved access to courts
- Nambour and Districts Netball Association
 - investigate options for bottom 4 courts to address poor court condition and unsafe court run-offs and surrounds
- Sunshine Coast Netball Association
 - light the 4 newest courts
 - undertake clubhouse upgrades and expansion





Tablelands Regional Council - overview

Population considerations

Current population (2016)¹ - 24,827

Projected population (2036)² - 29,667

The Region is expected to experience limited growth over the next 20 years. The actual number of people in all age cohorts below the age of 65 will either decrease or only slightly increase, with the only major growth in numbers in the Region being that of people aged over 65 years (set to double and become almost a third of the total population).

Facility provision

Two associations operate within the Tablelands Regional Council area:

- Evelyn (based at Ravenshoe)
- Tableland (based in Atherton).

A more detailed analysis of each association is presented in the following section.

2016 LGA player membership (combined membership of associations)	LGA population 2016	2016 LGA participation rate	LGA projected population 2036	Projected player membership at LGA participation rate	Projected membership change
261	24,827	1.05%	29,667	312	+51

Although only approximately 51 additional netball members are expected across the Tablelands Region by 2036, the existing netball facilities are inadequate for the current players, officials and volunteers, and the future development of the sport.

The development of facilities as outlined in the following section should therefore be considered, subject to a demonstrated demand and future funding opportunities. Again, the high rainfall of the area has been taken into consideration, due to the subsequent loss of playing/training opportunities.

1 2016 Census QuickStats, Australian Bureau of Statistics

2 Queensland Government Population Projections, 2015 edition: Australian Bureau of Statistics - Projected population (medium series) by local government area Queensland

Evelyn Netball Association



Membership considerations

- 2017 season playing membership - 40
- Membership trend - declining. A small association, with only 1 registered senior player and a declining number of juniors

Facilities usage

- Winter season
 - Training occurs mid-week two afternoons each week
 - No competition structure



Current facilities (tier 4)

Courts

- 2 lit, multi-purpose hard courts, with line-marking for basketball as well
- No grass courts
- Hard courts in good condition with adequate run-offs

Ancillary facilities

- Clubhouse is essentially an old toilet block with very limited storage and is open to the elements
- Toilets are in poor repair and subject to regular vandalism
- Spectator facilities are limited to unsafe tiered bench seating
- Canteen facilities are limited to a fridge and a basin
- Street parking only

Surrounds

- Site is small and constrained but space to the rear between the courts and football field
- Essentially a community park (including playground) with netball/basketball courts



Facility priorities

Immediate priority

Development of an indoor/covered court and ancillary facilities (such as canteen, toilets/changeroom and storage), but subject to demand being demonstrated. Consideration should be given to the high rainfall experienced in this region, and the subsequent loss of opportunities for playing/training.

Tableland Netball Association

Membership considerations

- 2017 season playing membership - 205
- Membership trend - Steady in all areas over the past three years

Facilities usage

- Winter season
 - Fixtures conducted one mid-week evening each week
 - Additional mixed Fast 5 competition also conducted one mid-week evening each week
 - Training undertaken five afternoons each week

Current facilities

Courts

- Access to 2 hard wood indoor courts at the High School (these courts have inappropriate run-offs)
- High School's outdoor hard court in poor condition and therefore only used for training purposes
- A grass court has been marked at the High School to host NetSetGO given the outdoor hard court is in such poor condition
- The Fast 5 competition is hosted at the covered hard court at St Joseph's School

Ancillary facilities

- No clubhouse
- Access to toilets/changerooms as hirers
- Use of canteen incurs a hire fee (currently not used, but may in the future)
- No storage
- Limited spectator seating around courts
- School parking utilised and is adequate

Surrounds

- School grounds

Facility priorities

Immediate priority

Investigations need to be undertaken for the relocation of the Association to an appropriate site that can cater for:

- four outdoor hard courts with lighting
- clubhouse facility with toilets, canteen, storage and other ancillary facilities



Over-arching facility planning and development considerations

Significant change is required to enhance netball experiences in the Tablelands Regional Council LGA. The Evelyn Netball Association requires access to an indoor (or covered court) with appropriate amenities. Similarly, the Tableland Netball Association would benefit from a quality 4-court outdoor facility (to complement the indoor courts available at the high school).

Key facility recommendations - summary

- Evelyn Netball Association
 - Development of an indoor/covered court and ancillary facilities (such as canteen, toilets/change and storage).
- Tableland Netball Association
 - Investigate the relocation of the Association to an appropriate site that can cater for four outdoor hard courts with lighting and a clubhouse facility with toilets, canteen, storage and other ancillary facilities.



Toowoomba Regional Council - overview

Population considerations

Current population (2016)¹ - 160,779

Projected population (2036)² - 205,025

Population changes are typified by continuing increases in the number of young people combined with significant increases in the proportion of older residents (65 years and above).

Facility provision

Two associations operate within Toowoomba Regional Council:

- Highfields
- Toowoomba.

More detailed analysis of each association is presented in the following section

2016 LGA player membership (combined membership of associations)	LGA population 2016	2016 LGA participation rate	LGA projected population 2036	Projected player membership at LGA participation rate	Projected membership change
1,818*	160,779	1.13%	205,025	2,317	+499

*It is acknowledged that there will be members playing at these Associations who live outside the Toowoomba Regional Council area.

With approximately 500 additional netball members projected across the LGA by 2036, careful planning at association-level is required to ensure expected demand is met.

1 2016 Census QuickStats, Australian Bureau of Statistics

2 Queensland Government Population Projections, 2015 edition: Australian Bureau of Statistics - Projected population (medium series) by local government area Queensland

Highfields Netball Association

Membership considerations

- ❑ 2017 season playing membership - 304
- ❑ Membership trend - growth in juniors, seniors steady
- ❑ The Association also hosts a successful mid-week social ladies competition that attracts more than 40 teams and is growing quickly. (These players are not affiliated with Netball Queensland)

Facilities usage

- ❑ Winter season
 - Mid-week senior fixtures one night each week: 7 hard courts in use
 - Mid-week NetSetGO conducted before senior fixtures
 - Fourteen teams also play in the Toowoomba Netball Association competition on Saturdays



Current facilities (tier 3)

Courts

- ❑ 7 hard courts (all lit) and 7 grass courts (not lit). All courts configured in north-south layout
- ❑ 4 shared tennis/netball hard courts (all lit)
- ❑ The hard courts are only two years old and are in excellent condition. All courts have been designed with large run-offs providing spectator areas

Ancillary facilities

- ❑ Large single-storey clubhouse (incorporating administration area, first aid room, storage areas, canteen and amenities)
- ❑ The awning extension on the northern and eastern sides of the clubhouse are the only areas providing spectator cover
- ❑ Significant car parking. 110 sealed car parks adjoining the netball facility, 100 sealed car parks, areas for overflow parking on the adjoining street. The rural properties at the entrance to the venue are also prepared to provide areas for overflow car parking during large carnivals

Surrounds

- ❑ Located in an attractive modern multi-sport precinct
- ❑ A series of walk/cycle paths link the key facilities within the site



Facility priorities

High priority

- ❑ Construct a storage facility that can be shared with the tennis user groups

Low priority

- ❑ Continue to monitor Association growth. If demand exists, investigate opportunities to hard surface a number of the grass courts. (Not likely to be required in the life of this Strategy)



Toowoomba Netball Association

Membership considerations

- ❑ 2017 season playing membership - 1,661
- ❑ Membership trend - growing. Both junior and senior playing bases have shown slight increases in recent years

Facilities usage

- ❑ Winter season
 - Saturday fixtures. All courts in use until lunch time then only hard courts used afterwards
 - Some hard courts booked for training on remaining afternoons/evenings mid-week
 - Mid-week social competition is also conducted at the indoor venue at the University of Southern Queensland
- ❑ Regular use for school netball

Facility priorities

A focus for the Association and Council is the development of more appropriate ancillary facilities.

High priority

- ❑ Investigate opportunities for additional car parking (consider options to develop an off-road car park to the west of the facility off Ruthven Street)
- ❑ Construct a new building incorporating modern canteen, first aid room and toilets

Low priority

- ❑ Construct covered spectator seating along the terrace to the eastern side of the courts

Current facilities (tier 3)

Courts

- ❑ 19 hard courts (11 lit) and 9 grass courts. All courts configured in a north-south layout on a lower terrace below the clubhouse
- ❑ The courts have been recently re-surfaced and are in generally good condition. Only three of the hard courts have run-offs that meet expectations

Ancillary facilities

- ❑ Two-storey clubhouse (incorporating amenities, administration, social area and small storage area)
- ❑ Separate canteen building
- ❑ Small storage shed
- ❑ Playground node
- ❑ Uncovered terrace seating
- ❑ 7 'bus-shelter' style dugouts and three picnic shelters
- ❑ Very limited car parking. Approximately 165 sealed off-road car spaces. All additional car parking is in the adjoining street network. The Association advises that each Saturday they receive multiple phone calls from nearby residents complaining about inappropriate car parking at their properties

Surrounds

- ❑ Fields directly to the east of the netball facility are used for football (soccer) throughout the year
- ❑ The site is constrained with lack of area to allow for court expansion to achieve appropriate run-offs



Over-arching facility planning and development considerations

Population increases alone are projected to result in approximately 500 additional netball players by 2036. With Highfields identified as one of the key growth areas for the Council area, there is potential for many of these new players to be attracted to the Highfields Association. There is significant scope for the Highfields Association to meet demand for growth. The site includes four hard courts shared with tennis (that are yet to be activated for netball use) and additional grass courts that could be developed as hard courts if demand was to increase. As a planned multi-sport precinct, the facility is being developed with appropriate facilities such as car parking and bus access.

Key facility recommendations - summary

- Highfields Netball Association
 - construct a storage facility that can be shared with the tennis user groups
- Toowoomba Netball Association
 - investigate opportunities for additional car parking
 - construct a new building incorporating canteen, first aid room and toilets

With 19 hard courts (and an additional 9 grass courts), the Toowoomba Association appears to have opportunity (from a court perspective) to host increased players (and further scope to develop additional hard courts should demand ever warrant this). However, issues with car parking at this site may limit potential for further expansion.

With potential for further court development at both the Highfields and Toowoomba Association facilities (depending on car parking expansion), there is no demand for any new association-level netball complexes in the Toowoomba Regional Council area.



Townsville City Council - overview

Population considerations

Current population (2016)¹ - 186,757

Projected population (2036)² - 288,593

Significant growth is expected in the Townsville LGA over the next 20 years, with over 15,000 additional people aged 0-14 years expected to live in the area by 2036. Further, during the same period, an additional 12,000 people (approximately) aged 15-24 are also expected. These numbers equate to an approximate growth of 50% for the area by 2036. Townsville West has been identified as one of Queensland's key growth areas.

Facility provision

The Townsville City Netball Association is the only association operating within the Townsville LGA. A more detailed analysis of this association is presented in the following section.

2016 LGA player membership	LGA population 2016	2016 LGA participation rate	LGA projected population 2036	Projected player membership at LGA participation rate	Projected membership change
1,932	186,757	1.03%	288,593	2,973	+1,041

Given that there will be an estimated 1,041 additional netball members expected across the Townsville LGA by 2036, there will be a need for additional netball facilities.

With the existing Townsville Association well established, it would seem prudent to investigate the establishment of another smaller facility within the LGA, outside of the catchment of the existing Association. These investigations will need to consider:

- the impact of such a facility on the ongoing viability of the Townsville City Netball Association
- if there is a significant demonstrated demand
- possible locations that are within identified growth areas
- the likelihood of attracting external funding (State/Federal Government or public/private partnerships).

1 2016 Census QuickStats, Australian Bureau of Statistics

2 Queensland Government Population Projections, 2015 edition: Australian Bureau of Statistics - Projected population (medium series) by local government area Queensland

Townsville City Netball Association

Membership considerations

- 2017 season playing membership - 1,906
- Membership trend - steady, with slight declines in juniors and NetSetGO negated by consistent growth in senior players

Facilities usage

- Winter season
 - Mid-week fixtures on three evenings: up to 16 courts in use
 - Training on remaining afternoons/evenings mid-week, Saturdays and occasional Sundays: up to 12 courts in use
- Regular use for school netball and a range of carnivals



Current facilities (tier 2b)

Courts

- 20 hard courts, all in above average condition and with lighting, but with evidence of surface cracking occurring
- 2 grass courts
- All courts in a north-south orientation
- Most run-offs are compliant although some are compromised due to placement of seating

Ancillary facilities

- Clubhouse is an amalgam of joined blocks, each providing specific functions, including office space, meeting room/match day office, toilets and changerooms (including showers)
- Spectator facilities include shaded and unshaded seating between courts, covered grandstands, and a range of smaller stands around site
- Storage includes 2 shipping containers and a large shed
- Large, sealed car park adjacent to facility with access to further parking nearby

Surrounds

- Easily identified and accessible site
- Internal surrounds have well maintained, practical areas, connected by internal paths



Facility priorities

High priority

- Development of undercover courts due to heat and the provision of wet weather options

Medium priority

- Court resurfacing

Low priority

- Access to indoor court/s to offer options during the heat of summer

Tweed Shire Council - overview

Population considerations

Current population (2016)¹ - 91,371

Projected population (2036)² - 115,350

Population changes are typified by minimal increases in the number of young people combined with significant increases in the proportion of older residents (65 years and above).

Facility provision

Two associations operate within Tweed Shire Council:

- Murwillumbah
- Tweed.

More detailed analysis of each association is presented in the following section.

2016 LGA player membership (combined membership of associations)	LGA population 2016	2016 LGA participation rate	LGA projected population 2036	Projected player membership at LGA participation rate	Projected membership change
1,097	91,371	1.20%	115,350	1,384	+287

With nearly 300 new players expected by 2036, careful facility planning and development will be required to ensure demand is met.

¹ 2016 Census QuickStats, Australian Bureau of Statistics

² New South Wales Government (Planning and Environment) Population Projections, 2016 edition: Local government area population and household projections



Murwillumbah Netball Association

Membership considerations

- ❑ 2017 season playing membership - 206
- ❑ Membership trend - minimal, but steady, growth - predominantly in juniors

Facilities usage

- ❑ Winter season
 - Saturday morning fixtures: all hard courts in use
 - Training undertaken two mid-week evenings each week: lit courts in use

Current facilities (tier 3)

Courts


- ❑ 6 hard courts, with 1 being a plastic tiled surface. Of the 5 synthetic hard courts, 4 are in urgent need of resurfacing
- ❑ 2 hard courts lit, but only to a low standard
- ❑ 4 grass courts (that are rarely used)
- ❑ All courts configured in north-south layout
- ❑ Use of the 'plastic' court is questionable with any moisture present

Ancillary facilities

- ❑ Small clubhouse incorporating administration, storage, canteen and amenities
- ❑ Very limited spectator areas and very little shade
- ❑ Car parking is limited to street parking

Surrounds

- ❑ Located in an attractive, well maintained park setting with complementary facilities (such as skate park and tennis courts)
- ❑ Limited opportunities for expansion due to other park facilities



Facility priorities

Immediate priority

Resurfacing/replacement of four of the 'traditional' hard courts (with appropriate surface). Investigations into sub-surface conditions should be undertaken to ensure an appropriate solution for long-term viability is determined.

High priority

- ❑ Shaded spectator areas are needed and a mix of natural and built options should be investigated (in consultation with Council)

Medium priority

- ❑ Extension of clubhouse to incorporate:
 - Multi-purpose space to provide players' clubroom area/meeting room
 - Additional storage

Tweed Netball Association

Membership considerations

- 2017 season playing membership - 1,116
- Membership trend - Steady growth in both juniors and seniors with NetSetGO registrations steady

Facilities usage

- Winter season
 - Mid-week fixtures one evening each week: all lit courts in use. Saturday fixtures: all courts in use
 - Training undertaken at every available afternoon/evening time slot mid-week

Current facilities (tier 3)

Courts

- 16 hard courts, with 10 being lit (with LED fittings) and 6 grass courts
- All hard courts in good condition
- Inappropriate run-offs between courts where there are light poles

Ancillary facilities

- Modern and functional clubhouse, with awning and incorporating storage, canteen, multi-purpose space/meeting room, umpires'/first aid room and amenities
- Street parking adjacent to courts and other areas within overall sporting complex
- Several shaded bench seats for spectators

Surrounds

- Located within a well maintained sporting complex
- Direct access into site
- Large grassed area between hard courts for carnival tents.

Facility priorities

High Priority

- Shaded spectator seating

Medium priority

- Additional toilet facilities to cater for larger carnivals

Low priority

- Covered courts to provide wet weather options for training/competition



Over-arching facility planning and development considerations

Both the Murwillumbah and Tweed Associations are operating well. While the Murwillumbah facility requires significant court upgrades, recent development at Arkinstall Park (home of the Tweed Netball Association) has resulted in a quality netball venue with significant capacity to cater for continued membership growth.

Key facility recommendations - summary

- Murwillumbah Netball Association
 - resurfacing/replacement of four of the ‘traditional’ hard courts (with appropriate surface)
 - shaded spectator areas
- Tweed Netball Association
 - shaded spectator seating



Western Downs Regional Council - overview

Population considerations

Current population (2016)¹ - 33,444

Projected population (2036)² - 40,349

Population changes are typified by minimal increases in the number of young people combined with significant increases in the proportion of older residents (65 years and above).

Facility provision

Two associations operate within Western Downs Regional Council:

- Chinchilla
- Dalby.

More detailed analysis of each association is presented in the following section

2016 LGA player membership (combined membership of associations)	LGA population 2016	2016 LGA participation rate	LGA projected population 2036	Projected player membership at LGA participation rate	Projected membership change
315*	33,444	0.94%	40,349	379	+64

*In 2016, no players from the Chinchilla Netball Association were registered with Netball Queensland. To ensure quality analysis, membership data from 2017 has been included for this Association.

Minimal netball participation increases are forecast through until 2036. However, need for facility planning and development remain.

1 2016 Census QuickStats, Australian Bureau of Statistics

2 Queensland Government Population Projections, 2015 edition: Australian Bureau of Statistics - Projected population (medium series) by local government area Queensland

Chinchilla Netball Association

Membership considerations

- ❑ 2017 season playing membership - 232
- ❑ Membership trend - growing. Both junior and senior playing bases have grown since the competition was centralised in Chinchilla (rather than have the juniors participate in Dalby)

Facilities usage

- ❑ Year-round
 - Mid-week training and fixtures one afternoon/evening night each week. Both courts in use
 - Representative training undertaken one afternoon each week
- ❑ As a school facility, the courts are also used throughout the school day

Current facilities (tier 4)

Courts

- ❑ 2 multi-marked hard courts (both lit). Configured in a north-south layout
- ❑ Courts are in generally good condition. However, the run-offs around the courts are inappropriate - the courts are only 1m apart along the length of the court and the run-offs at the ends of the courts are less than 2m

Ancillary facilities

- ❑ Small 'garden' shed for storage
- ❑ Access to school toilets located approximately 100m from the courts
- ❑ Car parking available on adjoining road network

Surrounds

- ❑ Courts are located at Chinchilla State High School

Facility priorities

The Association is growing well since it committed to hosting all senior and junior fixtures locally. The development of an indoor court adjoining the two outdoor courts has also strengthened the Association's desire to call the current site home of netball in Chinchilla. A master plan and feasibility has recently been undertaken for the netball precinct at the School.

High priority

- ❑ Formalise ongoing access arrangements for the new multi-purpose indoor court
- ❑ Re-develop (and expand) the two hard courts to three netball-tennis hard courts
- ❑ Provide spectator seating around the outside of the court area

Medium priority

- ❑ Construct a combined school pump shed and netball storage facility
- ❑ Construct a netball administration office directly to the southern side of the new court area



Extract from the Chinchilla State High School Master Plan and Feasibility Study (MAK Planning and Design, 2017)

Dalby Netball Association

Membership considerations

- 2017 season playing membership - 107*
- Membership trend - slight reductions
- *Successful ladies and mixed socials competitions are also conducted by PCYC at their indoor facility. These players are not affiliated with Netball Queensland

Facilities usage

- Winter season
 - Saturday morning junior fixtures: all hard courts in use

Current facilities (tier 3)

Courts

- 6 hard courts (not lit). All courts are configured in a north-east to south-west layout
- Also access to 2 temporary grass courts and 2 adjoining indoor courts for the annual inter-district carnival (that requires ten courts)
- The hard courts are in generally good condition. However, subsidence on four of the courts results in water pooling and damaging the surface. This also leads to regular games called off after periods of rain (even the smallest rain event can result in courts holding large puddles and becoming too slippery)
- Court run-offs meet expectations

Ancillary facilities

- 4-bay storage shed with simple 'canteen' servery
- Amenities located at the PCYC
- 41 timber benches provide spectator seating and form the vehicle-proof 'fencing' to protect the court surfaces
- 54 sealed spaces and additional on-road parking is available to meet demand at the site

Surrounds

- Located in a multi-sport facility that also includes the PCYC, football (soccer) and touch
- A walk/cycle path links the facility with the High School and residential areas in town



Facility priorities

High priority

- Council to review the arrangements of PCYC 'running' the netball facility and all netball activities
- Repair the four courts suffering from subsidence

Medium priority

- Construct a simple amenities building near to the storage/servery building
- Light at least four courts

Over-arching facility planning and development considerations

Western Downs Regional Council is looking to prepare a Sport and Recreation Plan to guide future planning and development of opportunities. It will be important that the netball-related actions proposed in this Strategy are included in the Plan.

The Chinchilla Netball Association has been proactive in establishing a growing competition and planning new facilities. The proposed ultimate development with three new outdoor courts, an indoor court, storage facility and administration room will meet the foreseeable netball demand in the town.

Delivery of netball in Dalby requires a re-think. Currently, the PCYC conducts both the junior 'Association' fixtures (conducted on the outdoor courts) and senior 'social' fixtures (conducted at the indoor facility). Despite Council allocating facility maintenance responsibility to the PCYC, the courts require significant upgrade. A quality 6-court facility (with access to temporary grass courts and indoor courts for carnivals) would meet current and expected future netball demand.

Key facility recommendations - summary

- Chinchilla Netball Association
 - re-develop (and expand) the two hard courts to three netball-tennis courts
 - provide spectator seating

- Dalby Netball Association
 - review netball delivery arrangements
 - repair and light four courts
 - construct an amenities building



Whitsunday Regional Council - overview

Population considerations

Current population (2016)¹ - 33,778

Projected population (2036)² - 46,652

The Region is expected to see steady growth over the next 20 years, including an estimated additional 2,000 people aged 0-14 years. As for most other areas of the State, actual percentages of all cohorts below the age of 65 will decrease, while there will be a significant increase in the percentage of those aged 65+ years.

Facility provision

Two associations operate within the Whitsunday Regional Council area:

- Bowen
- Whitsunday.

A more detailed analysis of each association is presented in the following section.

2016 LGA player membership (combined membership of associations)	LGA population 2016	2016 LGA participation rate	LGA projected population 2036	Projected player membership at LGA participation rate	Projected membership change
374	33,778	1.11%	46,652	518	+144

With only approximately 144 additional netball members projected across the Whitsunday Region by 2036, no significant facility development will be required.

1 2016 Census QuickStats, Australian Bureau of Statistics

2 Queensland Government Population Projections, 2015 edition: Australian Bureau of Statistics - Projected population (medium series) by local government area Queensland

Bowen Netball Association



Membership considerations

- 2017 season playing membership - 194
- Membership trend - steady. Although senior numbers are declining slightly, junior and NetSetGO are experiencing small growth

Facilities usage

- Winter season
 - Mid-week fixtures one night each week: at least the three hard courts in use
 - Representative training undertaken on Sundays



Current facilities (tier 3)

Courts

- 3 hard courts, with minimal lighting
- 1 grass court
- Hard courts in good condition with adequate run-offs

Ancillary facilities

- Medium-sized clubhouse including canteen, 4 toilets/ changerooms
- One storage shed
- Bench seating around hard courts, mostly unshaded but some under trees
- Semi-sealed car park adjacent to courts and clubhouse

Surrounds

- Located within a sporting precinct with easy access off main thoroughfare
- Attractive surrounds with some natural shade and open spaces



Facility priorities

High priority

- Conversion of the grass court into a lit hard court

Medium priority

- Shaded seating area for players and spectators

Low priority

- Additional external storage to free up space within the clubhouse

Whitsunday Netball Association

Membership considerations

- 2017 season playing membership - 213
- Membership trend - growing in all areas especially NetSetGO and seniors

Facilities usage

- Winter season
 - Mid-week fixtures one night each week: at least the three newer hard courts in use
 - Training undertaken one afternoon mid-week



Current facilities (tier 3)

Courts

- 5 hard courts (2 of which are older bitumen surface) with the 3 newer courts in good condition
- No grass courts
- Only 2 newer courts currently lit due to damage sustained from cyclone in 2017
- Inappropriate run-offs around and between courts especially at light poles
- 4 of the 5 courts configured in a north-south layout, with 1 bitumen court running east-west

Ancillary facilities

- Small transportable building as a clubhouse with canteen and small verandah, but very limited space and no amenities
- Toilets are in shared club facility (with 3 other sports) and do not have access to changerooms
- Storage only available within clubhouse
- Shared parking with other sports within the complex, but not adjacent to netball facilities
- Limited, unshaded bench seating around courts

Surrounds

- Located at rear of sporting complex and not visible
- No expansion opportunities due to location of other sports fields/facilities



Facility priorities

High priority

- Resurfacing of bitumen courts with acrylic surface
- Construct a storage shed due to lack of space in the existing clubhouse

Low priority

- Replacement of goal posts

Over-arching facility planning and development considerations


Both the Bowen and Whitsunday Netball Associations are operating well and with limited population growth forecast, significant facility change is not required.

Each association currently has access to three quality hard courts, however, the need for additional courts has been identified. For Bowen, this will simply mean conversion of the grass court to hard court. While for Whitsunday, the preference is for resurfacing the two aged bitumen courts.



Key facility recommendations - summary

- Bowen Netball Association
 - Conversion of the grass court into a lit hard court
- Whitsunday Netball Association
 - Resurfacing of bitumen courts with synthetic
 - Storage shed/facility





Implementation plan

This Statewide Facilities Strategy represents an opportunity for Netball Queensland, councils, the netball community, State and Federal Government to maintain and build upon the quality of netball infrastructure through clear planning and considered decision-making.

Implementation of the actions will require strong leadership, appropriate resources and a commitment to making some difficult decisions. Importantly, key stakeholders should ensure a coordinated approach to delivery of facility outcomes.

The Strategy has identified limited need for new venues and has identified targeted associations requiring additional hard courts. In almost all instances, population growth can be absorbed at existing venues to help to further create strong vibrant associations rather than to dilute the quality of the netball product across additional venues.

Individual association recommendations are included under the relevant local government and Netball Queensland will continue to work closely with council officers and associations to assist further prioritise these actions. The recommendations presented in the implementation plan are higher-level directives required to ensure the Strategy gains traction within the netball community as the guiding tool for facility-related decision-making.

Priorities are assigned for each action. A high priority recommendation should be undertaken as soon as resources allow while medium (within 5 years) and low priorities (in the next 5-10 years) have longer timeframes attached to them. The information provided is designed as a flexible guide - changes in user priorities or earlier opportunities for funding may alter implementation.



State-wide implementation			
Action	Priority	Lead	NQ's role
Ensure that the Statewide Facilities Strategy becomes a standing item at the Annual Leaders Conference. Discuss key outcomes and identify future actions of note (e.g. establishment of new associations)	High	NQ	Strategic direction
Ensure that the Statewide Facilities Strategy becomes a standing item at relevant Horizon Project working group meetings	High	NQ	Strategic direction
Communicate and promote the facility hierarchy and preferred facility requirements to netball and government stakeholders.	High	NQ	Provider
Liaise closely with key stakeholders from identified associations where potential relocations have been identified. <input type="checkbox"/> Brisbane <input type="checkbox"/> Coolum <input type="checkbox"/> Gympie <input type="checkbox"/> Hervey Bay <input type="checkbox"/> Logan City <input type="checkbox"/> Tablelands <input type="checkbox"/> Tully	High	NQ Identified associations	Strategic direction
Prepare a list of potential new associations and include promotion and establishment processes in relevant staff work programs. <input type="checkbox"/> Browns Plains/Park Ridge (depending on potential relocation of Logan City) <input type="checkbox"/> Caloundra South (long-term) <input type="checkbox"/> Pimpama <input type="checkbox"/> Springfield <input type="checkbox"/> Townsville West	High	NQ New association committees Councils	Provider Strategic direction Partner
Where new associations are forecast, liaise closely with relevant council officers to ensure suitable locations, tenure and management arrangements are investigated	High	NQ New association committees Councils	Strategic direction Partner
Encourage new associations to use the association-level facility requirements (tier 3) as a guide to facility requirements. NQ staff to work closely with all new committees and landlords (generally councils) to ensure suitable facility planning and development is undertaken	High	NQ New association committees Councils	Strategic direction Partner
Continue to support associations seeking grants to achieve facility priorities identified in the Statewide Facilities Strategy (e.g. letters of support, providing references to preferred facility construction contractors, reviewing construction quotes, reviewing grant applications)	High	NQ Association committees	Partner Strategic direction
Encourage association committees to prepare facility renewal plans (and appropriate budgets) in association with landlords	Medium	NQ Association committees	Partner Strategic direction
Undertake an internal review of the Statewide Facilities Strategy within five years	Medium	NQ	Provider Strategic direction
Undertake a complete (external) review of the Statewide Facilities Strategy within ten years	Low	NQ	Provider Strategic direction

Appendix 1 - Council-wide provision rates

The table below presents current court:resident provision rates for each council currently hosting an association. As identified early in the Strategy, comparing provision standards across councils is a largely inappropriate initiative given that associations conducting training and fixture operations so differently and that netball is simply more popular in some areas than others.

The data below represents provision of outdoor hard courts as this is by far the most common location for the provision of association netball. It is recognised that a small number of associations only use indoor courts and these have been noted below. Additionally, many council areas have multi-purpose indoor courts that can be used for social and/or representative fixtures. Given the shared nature of these facilities they have not been included in the analysis.

It should be noted that the data presented in the table reflects association hard court provision from early 2018 yet population data from 2016 (the most recent census results).

Council-wide court to population provision rates			
Council	No. of outdoor hard courts used by associations (2018)	Population (2016)	Provision rate (1 court for every x residents)
Banana Shire Council	12	14,319	1,193
Barcaldine Regional Council	2	2,865	1,433
Brisbane City Council	79	1,131,155	14,318
Bundaberg Regional Council	20	92,897	4,645
Burdekin Shire Council	4	17,074	4,269
Cairns Regional Council	16	156,901	9,806
Cassowary Coast Regional Council	8 (includes one indoor)	28,726	3,591
Central Highlands Regional Council	10	39,364	3,936
Charters Towers Regional Council	7	11,876	1,697
Douglas Shire Council	4	11,714	2,929
Flinders Shire Council	1 (indoor)	1,536	1,536
Fraser Coast Regional Council	12	101,504	8,459
Gladstone Regional Council	10	61,640	6,164
Gold Coast City Council	76	555,721	7,312
Goondiwindi Regional Council	4	10,630	2,658
Gympie Regional Council	6	49,559	8,260
Hinchinbrook Shire Council	6	10,885	1,814
Ipswich City Council	30	193,733	6,458
Isaac Regional Council	6	31,933	5,322
Livingstone Shire Council	6	57,042	9,507
Lockyer Valley Regional Council	8	38,609	4,826
Logan City Council	40*	303,386	7,585
Longreach Regional Council	3	3,660	1,220
Mackay Regional Council	18	117,703	6,539
Maranoa Regional Council	8	12,666	1,583
Mareeba Shire Council	4	21,557	5,389
Moreton Bay Regional Council	43	425,302	9,891
Mount Isa City Council	8	18,671	2,334
Noosa Shire Council	11	52,149	4,741

Council-wide court to population provision rates			
North Burnett Regional Council	7	10,478	1,497
Redland City Council	9	147,010	16,334
Rockhampton Regional Council	12	79,726	6,644
Scenic Rim Regional Council	11	40,072	3,643
South Burnett Regional Council	8	32,186	4,023
Southern Downs Regional Council	6	35,110	5,852
Sunshine Coast Regional Council	51	294,367	5,772
Tablelands Regional Council	4	24,827	6,207
Toowoomba Regional Council	26	160,779	6,184
Townsville City Council	20	186,757	9,338
Tweed Shire Council			
Western Downs Regional Council	8	33,444	4,181
Whitsunday Regional Council	8	33,778	4,222

* there are a further 10 courts at the Logan City Netball Association that are not used and are not considered safe for play

Clearly, these provision rates highlight the vast range across the State (from 1,193 to 16,334 residents per court). However, it is not merely the case that those councils with lower provision rates (e.g. higher court to resident rates) necessarily have any more or less demand for netball facilities than those with higher provision rates. Individual association analysis (as undertaken in this Strategy) is required to appreciate true demand.

To provide further evidence of the range in provision, recent planning work has identified a number of existing and desired court to population provision rates. Again, these rates are provided to show the range of expectations rather than as a tool for comparison and analysis.

Court to population provision rates	
New South Wales	
Newcastle City Council	1:3,000-4,000 (desired)
Victoria	
City of Casey	1:5,000 (desired)
Hobson Bay City Council	1:11,500 (existing)
Hume City Council	1: 3,500 (desired)
Mitchell Shire Council	1:5,000 (desired)
Moreland City Council	1:19,384 (existing)
Wodonga City Council	1:3,500 (desired)
South Australia	
Campbelltown City Council	1:2,500 (desired)
Western Australia	
Parks and Leisure regional guidelines	1: 3,000-4,000 (desired)

Appendix 2 - Association provision rates

The table below presents current court:player rates for registered association players. As previously noted, comparing provision rates across associations (like cross council comparisons) is not an accurate pursuit given that associations operate so differently.

Association court to player provision rates			
Association	No. of outdoor hard courts used by associations (2018)	Registration (2017)	Provision rate (1 court for every x players)
Barcaldine Netball Association	2	92	46
Beaudesert & District Netball Association	6	201	34
Beenleigh Netball Association	9	69	8
Biloela Netball Association	12	148	12
Blackwater Netball Association	4	124	31
Bowen Netball Association	3	194	65
Brisbane Netball Association	14	1669	119
Bundaberg Netball Association	20	707	35
Burdekin Netball Association	4	258	65
Caboolture Netball Association	14	2368	169
Cairns Netball Association	16	1192	75
Caloundra District Netball Association	5	1053	211
Capricorn Coast Netball Association	6	526	88
Charters Towers Netball Association	7	452	65
Chinchilla Netball Association	2	232	116
Coolum District Netball Association	5	1047	209
Cornubia Park Netball Association	7	715	102
Dalby Netball Association	6	107	18
Douglas Netball Association	4	194	49
Downey Park Netball Association	21	3855	184
Emerald Netball Association	6	306	51
Evelyn Netball Association	2	40	20
Fassifern Netball Association	5	160	32
Gayndah & District Netball Association	2	102	51
Gladstone Netball Association	10	531	53
Goodna Netball Association	6	192	32
Goondiwindi Netball Association	4	426	107
Gympie & Districts Netball Association	6	394	66
Herbert River Netball Association	6	247	41
Hervey Bay Netball Association	6	631	105
Highfields Netball Association	7	304	43
Hinterland District Netball Association	17	2709	159
Hughenden Netball Association	1	96	96
Innisfail Netball Association	6	275	46
Ipswich Netball Association	24	1418	59
Jimboomba Netball Association	6	408	68

Association court to player provision rates			
Association	No. of outdoor hard courts used by Associations (2018)	Registration (2017)	Provision rate (1 court for every x players)
Kingaroy Netball Association	4	389	97
Laidley & Districts Netball Association	6	27	5
Lockyer Valley Netball Association	2	66	33
Logan City Netball Association	12	175	15
Longreach Netball Association	3	115	38
MacGregor Netball Association	12	955	80
Mackay Netball Association	16	1374	86
Maleny Netball Association	3	129	43
Maranoa Netball Association	8	115	14
Mareeba Netball Association	4	174	44
Maryborough Netball Association	6	255	43
Metropolitan Districts Netball Association	12	3451	288
Middlemount Community Sports Association	2	63	32
Monto Netball Association	2	125	63
Moranbah Netball Association	4	236	59
Mount Isa Amateur Netball Association	8	495	62
Mundubbera Netball Association	3	104	35
Murwillumbah Netball Association	6	206	34
Nambour & Districts Netball Association	7	323	46
Nanango & District Netball Association	4	149	37
Noosa District Netball Association	11	718	65
Northern Gold Coast Netball Association	9	2560	284
Pine Rivers Netball Association	20	2231	112
Redcliffe Leagues Netball Association	9	518	58
Redlands Netball Association	9	1654	184
Rockhampton Netball Association	12	1530	128
Sarina & District Netball Association	2	153	77
South Coast Netball Association	15	639	43
Southport Carrara Netball Association	13	1923	148
Stanthorpe Netball Association	1	94	94
State Netball Centre (Hibiscus Sports Complex) ¹	4	592	148
Sunshine Coast Netball Association	20	1799	90
Tableland Netball Association	2	205	103
Toowoomba Netball Association	19	1661	87
Townsville City Netball Association	20	1906	95
Tully Netball Association	2	155	78
Tweed Netball Association	16	1116	70
Underwood Park Netball Association	6	1163	194
Warwick & District Netball Association	5	313	63
Western Districts Netball Association	20	2546	127
Whitsunday Netball Association	5	231	46

Note 1: Whilst not an association, the State Netball Centre (Hibiscus Sports Complex) hosts a social netball competition with all players registered through Netball Queensland. The four indoor courts at this facility are shared use multi-purpose courts.

Additional note: The Queensland Catholic Netball Association have not been included in this list as their players use the Downey Park facility that is already included in the assessment under the Downey Park Netball Association.

Previously reported desired provision rates for netball range between 100 and 200 registered players:court. However, these rates are merely a guide as they do not consider the operating model of individual associations. Indeed, the document that reports a provision rate of 200 actually identifies that netball is played all day on Saturday with training undertaken two evenings each week. Whilst there may be some associations that use this approach, many do not.



ROSS Planning Pty Ltd

ABN 32 508 029 959

Upper floor, 63 Bay Terrace
Wynnum QLD 4178

PO Box 5660
Manly QLD 4179

Telephone: (07) 3901 0730
Fax: (07) 3893 0593